



October 21, 2025

Mr. Zachary Bittner
KY Dept. for Environmental Protection
Division for Air Quality
Attn: Permit Support Section
300 Sower Boulevard, 2nd Floor
Frankfort, KY 40601

Subject: Clark Material Handling Company
Renewal Application for Permit No. F-20-046
Facility ID # 20-167-00181
Agency Interest #70953

Dear Mr. Bittner:

Project No. 112-0851

Please find the enclosed renewal application from Clark Material Handling Company (Clark) in Lexington, Fayette County, Kentucky. Per Section G.2 of the current permit F-20-046, Clark is submitting this application six months prior to the expiration of the existing permit. Clark is requesting to remain a Conditional Major Source and will continue to adhere to the limits stipulated in the current permit. Clark will continue to maintain actual emissions of VOC, ethylbenzene, individual HAPs, and combined HAPs below the respective emission limits specified in permit F-20-046.

Attached are forms DEP7007AI, DEP7007N, and DEP7007K (See Appendix A), and the facility's potential to emit calculations (Appendix B) to update the facility's coatings to the latest formulations and revise throughputs based on current equipment capacities. These changes have been incorporated into a permit markup (see Appendix C). Environmental Data Sheets (EDSs) and Safety Data Sheets (SDSs) for coatings and solvent are included as Appendix D and filter and spray gun specification sheets are included as Appendix E.

Should there be any questions, please do not hesitate to contact either of the undersigned at Shield Environmental at (859) 294-5155 or Jamie Gifford at Clark at (859) 422-6424.

Sincerely,
SHIELD ENVIRONMENTAL ASSOCIATES, INC.

A handwritten signature in black ink that reads "Nicole Galavotti".

Nicole Galavotti, P.E.
Principal, Sr. Environmental Engineer
email: nicole_galavotti@shieldmw.com

A handwritten signature in black ink that reads "Monica Murphy".

Monica Murphy, P.E.
Project Engineer
email: monica_murphy@shieldmw.com

cc: Mr. Jamie Gifford – Clark Material Handling Company

Attachments

- Appendix A – DEP7007 forms
- Appendix B – PTE Calculations
- Appendix C – Permit Markup (Select Pages)
- Appendix D – Environmental Data Sheets & Safety Data Sheets
- Appendix E – Equipment Specification Sheets

Lexington
948 Floyd Drive
Lexington, KY 40505
Telephone 859.294.5155
Fax 859.294.5255
www.shieldenv.com

Louisville, KY

Appendix A

DEP7007 Forms

Division for Air Quality

300 Sower Boulevard
Frankfort, KY 40601
(502) 564-3999

DEP7007AI

Administrative Information

- Section AI.1: Source Information
- Section AI.2: Applicant Information
- Section AI.3: Owner Information
- Section AI.4: Type of Application
- Section AI.5: Other Required Information
- Section AI.6: Signature Block
- Section AI.7: Notes, Comments, and Explanations

Additional Documentation

Additional Documentation attached

Source Name: Clark Material Handling Company

KY EIS (AFS) #: 21- 067-00181

Permit #: F-20-046

Agency Interest (AI) ID: 70953

Date: 10/21/2025

Section AI.1: Source Information

Physical Location	Street:	<u>700 Enterprise Drive</u>			
Address:	City:	<u>Lexington</u>	County:	<u>Fayette</u>	Zip Code: <u>40510</u>
Mailing Address:	Street or P.O. Box:	<u>700 Enterprise Drive</u>			
	City:	<u>Lexington</u>	State:	<u>Kentucky</u>	Zip Code: <u>40510</u>

Standard Coordinates for Source Physical Location

Longitude: -84.54829 (decimal degrees) **Latitude:** 38.06277 (decimal degrees)

Primary (NAICS) Category: Industrial Trucks, Tractors, Trailers and Stackers **Primary NAICS #:** 333924

Classification (SIC) Category: Industrial Trucks, Tractors, Trailers, and Stackers

Primary SIC #: 3537

Briefly discuss the type of business conducted at this site:

The facility performs modifications and coating operations on fork lifts that are manufactured at other Clark locations. There are three paint booths with solvent clean up, sanding, surface preparation, and welding.

Description of Area Surrounding Source:

- Rural Area
- Industrial Park
- Residential Area
- Urban Area
- Industrial Area
- Commercial Area

Is any part of the source located on federal land? Yes No

Number of Employees: 146

Approximate distance to nearest residence or commercial property: 0.1 miles

Property Area: 9.2 acres

Is this source portable? Yes No

What other environmental permits or registrations does this source currently hold or need to obtain in Kentucky?

NPDES/KPDES: Currently Hold Need N/A

Solid Waste: Currently Hold Need N/A

RCRA: Currently Hold Need N/A

UST: Currently Hold Need N/A

Type of Regulated Waste Activity:

- Mixed Waste Generator
- Generator
- Recycler
- Other: _____
- U.S. Importer of Hazardous Waste
- Transporter
- Treatment/Storage/Disposal Facility
- N/A

Section A1.2: Applicant Information

Applicant Name:	Clark Material Handling Company			
Title: (if individual)	_____			
Mailing Address:	Street or P.O. Box:	700 Enterprise Drive		
	City:	Lexington	State:	Kentucky
	Zip Code:	40510		
Email: (if individual)	_____			
Phone:	(859) 422-6400			

Technical Contact

Name:	Jamie Gifford			
Title:	EHS Specialist			
Mailing Address:	Street or P.O. Box:	700 Enterprise Drive		
	City:	Lexington	State:	Kentucky
	Zip Code:	40510		
Email:	jamiiegifford@clarkmhc.com			
Phone:	(859) 422-6424			

Air Permit Contact for Source

Name:	Nicole Galavotti, P.E.			
Title:	Principal / Sr. Environmental Engineer			
Mailing Address:	Street or P.O. Box:	948 Floyd Drive		
	City:	Lexington	State:	Kentucky
	Zip Code:	40505		
Email:	nicole_galavotti@shieldmw.com			
Phone:	859-294-5155 Ext 105			

Section AI.3: Owner Information

Owner same as applicant

Name: Clark Material Handling International, Inc.

Title: Owner

Mailing Address: **Street or P.O. Box:** PO Box 202-1 Ojung-Dong, Ojung-Gu
City: Bucheon City **State:** Gyunggi-Province, Korea **Zip Code:** 421-202

Email: _____

Phone: 82-32-680-6372

List names of owners and officers of the company who have an interest in the company of 5% or more.

Name

Position

Section AI.4: Type of Application

Current Status: Title V Conditional Major State-Origin General Permit Registration None

Requested Action: Name Change Initial Registration Significant Revision Administrative Permit Amendment
(check all that apply) Renewal Permit Revised Registration Minor Revision Initial Source-wide Operating Permit
 502(b)(10)Change Extension Request Addition of New Facility Portable Plant Relocation Notice
 Revision Off Permit Change Landfill Alternate Compliance Submittal Modification of Existing Facilities
 Ownership Change Closure

Requested Status: Title V Conditional Major State-Origin PSD NSR Other: _____

Is the source requesting a limitation of potential emissions? Yes No

<p>Pollutant: Requested Limit:</p> <p><input type="checkbox"/> Particulate Matter _____</p> <p><input checked="" type="checkbox"/> Volatile Organic Compounds (VOC) <u>90 tons</u></p> <p><input type="checkbox"/> Carbon Monoxide _____</p> <p><input type="checkbox"/> Nitrogen Oxides _____</p> <p><input type="checkbox"/> Sulfur Dioxide _____</p> <p><input type="checkbox"/> Lead _____</p>	<p>Pollutant: Requested Limit:</p> <p><input checked="" type="checkbox"/> Single HAP <u>9 tons</u></p> <p><input checked="" type="checkbox"/> Combined HAPs <u>22.5 tons</u></p> <p><input type="checkbox"/> Air Toxics (40 CFR 68, Subpart F) _____</p> <p><input type="checkbox"/> Carbon Dioxide _____</p> <p><input type="checkbox"/> Greenhouse Gases (GHG) _____</p> <p><input checked="" type="checkbox"/> Other <u>ethylbenzene 2.5 tons</u></p>
---	---

For New Construction:

Proposed Start Date of Construction: N/A **Proposed Operation Start-Up Date:** *(MM/YYYY)* N/A

(MM/YYYY)

For Modifications:

Proposed Start Date of Modification: N/A **Proposed Operation Start-Up Date:** *(MM/YYYY)* N/A

(MM/YYYY)

Applicant is seeking coverage under a permit shield. Yes No **Identify any non-applicable requirements for which permit shield is sought on a separate attachment to the application.**

Section AI.5 Other Required Information

Indicate the documents attached as part of this application:

- | | |
|--|--|
| <input type="checkbox"/> DEP7007A Indirect Heat Exchangers and Turbines | <input type="checkbox"/> DEP7007CC Compliance Certification |
| <input type="checkbox"/> DEP7007B Manufacturing or Processing Operations | <input type="checkbox"/> DEP7007DD Insignificant Activities |
| <input type="checkbox"/> DEP7007C Incinerators and Waste Burners | <input type="checkbox"/> DEP7007EE Internal Combustion Engines |
| <input type="checkbox"/> DEP7007F Episode Standby Plan | <input type="checkbox"/> DEP7007FF Secondary Aluminum Processing |
| <input type="checkbox"/> DEP7007J Volatile Liquid Storage | <input type="checkbox"/> DEP7007GG Control Equipment |
| <input checked="" type="checkbox"/> DEP7007K Surface Coating or Printing Operations | <input type="checkbox"/> DEP7007HH Haul Roads |
| <input type="checkbox"/> DEP7007L Mineral Processes | <input type="checkbox"/> Confidentiality Claim |
| <input type="checkbox"/> DEP7007M Metal Cleaning Degreasers | <input type="checkbox"/> Ownership Change Form |
| <input checked="" type="checkbox"/> DEP7007N Source Emissions Profile | <input type="checkbox"/> Secretary of State Certificate |
| <input type="checkbox"/> DEP7007P Perchloroethylene Dry Cleaning Systems | <input type="checkbox"/> Flowcharts or diagrams depicting process |
| <input type="checkbox"/> DEP7007R Emission Offset Credit | <input type="checkbox"/> Digital Line Graphs (DLG) files of buildings, roads, etc. |
| <input type="checkbox"/> DEP7007S Service Stations | <input type="checkbox"/> Site Map |
| <input type="checkbox"/> DEP7007T Metal Plating and Surface Treatment Operations | <input type="checkbox"/> Map or drawing depicting location of facility |
| <input type="checkbox"/> DEP7007V Applicable Requirements and Compliance Activities | <input type="checkbox"/> Safety Data Sheet (SDS) |
| <input type="checkbox"/> DEP7007Y Good Engineering Practice and Stack Height Determination | <input type="checkbox"/> Emergency Response Plan |
| <input type="checkbox"/> DEP7007AA Compliance Schedule for Non-complying Emission Units | <input checked="" type="checkbox"/> Other: Permit Markup, PTE Calculations, Environmental Data Sheets, Filter & Equipment Spec |
| <input type="checkbox"/> DEP7007BB Certified Progress Report | |

Section AI.6: Signature Block

I, the undersigned, hereby certify under penalty of law, that I am a responsible official*, and that I have personally examined, and am familiar with, the information submitted in this document and all its attachments. Based on my inquiry of those individuals with primary responsibility for obtaining the information, I certify that the information is on knowledge and belief, true, accurate, and complete. I am aware that there are significant penalties for submitting false or incomplete information, including the possibility of fine or imprisonment.



Authorized Signature

10/23/25

Date

Luis Castillo

Type or Printed Name of Signatory

Production Manager

Title of Signatory

*Responsible official as defined by 401 KAR 52:001.

Division for Air Quality

300 Sower Boulevard
Frankfort, KY 40601
(502) 564-3999

DEP7007N

Source Emissions Profile

- Section N.1: Emission Summary
- Section N.2: Stack Information
- Section N.3: Fugitive Information
- Section N.4: Notes, Comments, and

Additional Documentation

Complete DEP7007AI

Source Name: Clark Material Handling Company

KY EIS (AFS) #: 21- 067-00181

Permit #: F-20-046

Agency Interest (AI) ID: 70953

Date: 10/21/2025

N.1: Emission Summary

Emission Unit #	Emission Unit Name	Process ID	Process Name	Control Device Name	Control Device ID	Stack ID	Maximum Design Capacity (SCC Units/hour)	Pollutant	Uncontrolled Emission Factor (lb/SCC Units)	Emission Factor Source (e.g. AP-42, Stack Test, Mass Balance)	Capture Efficiency (%)	Control Efficiency (%)	Hourly Emissions		Annual Emissions	
													Uncontrolled Potential (lb/hr)	Controlled Potential (lb/hr)	Uncontrolled Potential (tons/yr)	Controlled Potential (tons/yr)
02	Paint Booth # 1	1	Paint Usage	Fabric Filter	EP 02	EP 02	50.64	Ethylbenzene	0.009	SDS/EDS	0.00%	0.00%	0.46	0.46	2.00	2.00
								Toluene	0.017	SDS/EDS	0.00%	0.00%	0.86	0.86	3.77	3.77
								Xylenes	0.056	SDS/EDS	0.00%	0.00%	2.84	2.84	12.42	12.42
								MIBK	0.014	SDS/EDS	0.00%	0.00%	0.71	0.71	3.11	3.11
								PM/PM10	0.173	SDS/EDS Mass Balance	0.00%	98.8%	8.76	0.10	38.37	0.46
								VOCs	0.560	SDS/EDS	0.00%	0.00%	28.36	28.36	124.21	124.21
								Total HAPs	0.096	SDS/EDS	0.00%	0.00%	4.86	4.86	21.29	21.29
02	Paint Booth # 1	2	Clean-Up Solvent			Fugitive	1.24	Xylene	0.83	SDS/EDS	0.00%	0.00%	1.03	1.03	4.51	4.51
								Ethylbenzene	0.16	SDS/EDS	0.00%	0.00%	0.20	0.20	0.87	0.87
								Diethylene Glycol Monomethyl Ether	0.01	SDS/EDS	0.00%	0.00%	0.01	0.01	0.05	0.05
								VOCs	1.00	SDS/EDS	0.00%	0.00%	1.24	1.24	5.43	5.43
								Total HAPs	1.00	SDS/EDS	0.00%	0.00%	1.24	1.24	5.43	5.43

N.1: Emission Summary

Emission Unit #	Emission Unit Name	Process ID	Process Name	Control Device Name	Control Device ID	Stack ID	Maximum Design Capacity (SCC Units/hour)	Pollutant	Uncontrolled Emission Factor (lb/SCC Units)	Emission Factor Source (e.g. AP-42, Stack Test, Mass Balance)	Capture Efficiency (%)	Control Efficiency (%)	Hourly Emissions		Annual Emissions	
													Uncontrolled Potential (lb/hr)	Controlled Potential (lb/hr)	Uncontrolled Potential (tons/yr)	Controlled Potential (tons/yr)
03	Paint Booth # 2 (Touchup)	1	Paint Usage	Fabric Filter	EP 03	EP 03	27.26	Ethylbenzene	0.009	SDS/EDS	0.00%	0.00%	0.25	0.25	1.07	1.07
								Toluene	0.017	SDS/EDS	0.00%	0.00%	0.46	0.46	2.03	2.03
								Xylenes	0.056	SDS/EDS	0.00%	0.00%	1.53	1.53	6.69	6.69
								MIBK	0.014	SDS/EDS	0.00%	0.00%	0.38	0.38	1.67	1.67
								PM/PM10	0.173	SDS/EDS Mass Balance	0.00%	98.8%	4.72	0.06	20.66	0.25
								VOCs	0.56	SDS/EDS	0.00%	0.00%	15.27	15.27	66.86	66.86
								Total HAPs	0.096	SDS/EDS	0.00%	0.00%	2.62	2.62	11.46	11.46
03	Paint Booth # 2 (Touchup)	2	Clean-Up Solvent			Fugitive	0.41	Xylene	0.83	SDS/EDS	0.00%	0.00%	0.34	0.34	1.49	1.49
								Ethylbenzene	0.16	SDS/EDS	0.00%	0.00%	0.07	0.07	0.29	0.29
								Diethylene Glycol Monomethyl Ether	0.01	SDS/EDS	0.00%	0.00%	0.00	0.00	0.02	0.02
								VOCs	1.00	SDS/EDS	0.00%	0.00%	0.41	0.41	1.80	1.80
								Total HAPs	1.00	SDS/EDS	0.00%	0.00%	0.41	0.41	1.80	1.80

N.1: Emission Summary

Emission Unit #	Emission Unit Name	Process ID	Process Name	Control Device Name	Control Device ID	Stack ID	Maximum Design Capacity (SCC Units/hour)	Pollutant	Uncontrolled Emission Factor (lb/SCC Units)	Emission Factor Source (e.g. AP-42, Stack Test, Mass Balance)	Capture Efficiency (%)	Control Efficiency (%)	Hourly Emissions		Annual Emissions	
													Uncontrolled Potential (lb/hr)	Controlled Potential (lb/hr)	Uncontrolled Potential (tons/yr)	Controlled Potential (tons/yr)
07	Paint Booth # 3 (Counterweight)	1	Paint Usage	Fabric Filter	EP 07	EP 07	27.26	Ethylbenzene	0.009	SDS/EDS	0.00%	0.00%	0.25	0.25	1.07	1.07
								Toluene	0.017	SDS/EDS	0.00%	0.00%	0.46	0.46	2.03	2.03
								Xylenes	0.056	SDS/EDS	0.00%	0.00%	1.53	1.53	6.69	6.69
								MIBK	0.014	SDS/EDS	0.00%	0.00%	0.38	0.38	1.67	1.67
								PM	0.173	SDS/EDS Mass Balance	0.00%	98.8%	4.72	0.06	20.66	0.25
								VOCs	0.56	SDS/EDS	0.00%	0.00%	15.27	15.27	66.86	66.86
								Total HAPs	0.096	SDS/EDS	0.00%	0.00%	2.62	2.62	11.46	11.46
07	Paint Booth # 3 (Counterweight)	2	Clean-Up Solvent			Fugitive	0.41	Xylene	0.83	SDS/EDS	0.00%	0.00%	0.34	0.34	1.49	1.49
								Ethylbenzene	0.16	SDS/EDS	0.00%	0.00%	0.07	0.07	0.29	0.29
								Diethylene Glycol Monomethyl Ether	0.01	SDS/EDS	0.00%	0.00%	0.00	0.00	0.02	0.02
								VOCs	1.00	SDS/EDS	0.00%	0.00%	0.41	0.41	1.80	1.80
								Total HAPs	1.00	SDS/EDS	0.00%	0.00%	0.41	0.41	1.80	1.80

Section N.4: Notes, Comments, and Explanations

Throughput and worst-case VOC and HAP coating and solvent data were updated for Paint Booths #1, #2, and #3. Note that the epoxy primer (EPX 901 / EPX 904 - Beige) is only used at EP 02 (Paint Booth #1). Although the epoxy primer has a higher concentration of HAPs, it is only used with a spray gun with a lower flow rate which results in lower hourly potential VOC and HAP emissions than AUE-101/Q30-977410 (Clark Green). No changes were made to stack information.

DEP7007K

Surface Coating or Printing Operations

- Section K.1: Process Information
- Section K.2: Coating Operations
- Section K.3: Other Operations
- Section K.4: Coatings/Printing Materials as Applied
- Section K.5: HAP-containing Coatings/Printing Materials
- Section K.6: Notes, Comments, and Explanations

Division for Air Quality

300 Sower Boulevard
Frankfort, KY 40601
(502) 564-3999

Additional Documentation

Complete DEP7007AI, DEP7007N, DEP7007V, and DEP7007GG.

Attach SDS or Technical Sheets for all Coating/Printing Materials

Attach a flow diagram

Source Name: Clark Material Handling Company

KY EIS (AFS) #: 21- 067-00181

Permit #: F-20-046

Agency Interest (AI) ID: 70953

Date: 10/21/2025

Section K.1: Process Information

Emission Unit #: 02

Emission Unit Name: Paint Booth #1

Coating/Printing Line Name: Paint Booth #1 ((Main Paint Booth))

Proposed/Actual Date of Construction: January 2004
(MM/YYYY)

List Applicable Regulations: 401 KAR 59:010
401 KAR 63:020

Describe Overall Process: Spray booth with separate primer and top coat guns. Only one gun can be utilized at a time. Spray booth is equipped with filters that vent outside the facility.

Describe Coatings/Printing Materials: Two part coatings consisting of a urethane catalyst and topcoat. Paint Booth #1 also uses an epoxy primer.

Identify the Material that is Coated/Printed: Metal Vinyl Plastics Wood Foil Paper Other Substrate

Provide detailed description of material coated/printed: Forktruck components

Provide approximate dimensions and range of sizes of parts being coated or printed: Various

Identify the Type of Operation: Continuous Batch Other: _____

Describe Surface Preparation/Pretreatment Steps: N/A

For Coating Operations: Spray Flow Dip tank Electrodeposition
 Brush Powder Roller Coat Other: _____

For Printing Operations: *(Select all that apply)* Web Rotogravure Heatset Lithographic Other: _____
 Sheetfed Letterpress Non-heatset Flexographic

Describe Final Product: Primed and painted forktruck components

Check the category that most closely describes this unit:

<input type="checkbox"/> Large Appliance Coating	<input type="checkbox"/> Auto or Light-Duty Truck Coating	<input type="checkbox"/> Metal Furniture Coating	<input type="checkbox"/> Metal Coil Coating
<input type="checkbox"/> Beverage Can Coating	<input checked="" type="checkbox"/> Miscellaneous Metal Parts Coating	<input type="checkbox"/> Magnet Wire Insulation Coating	<input type="checkbox"/> Flat Wood Panel Coating
<input type="checkbox"/> Fabric, Vinyl, or Paper Coating	<input type="checkbox"/> Boat Manufacturing/ Ship Repair	<input type="checkbox"/> Pressure Sensitive Tape and Label Coating	<input type="checkbox"/> Magnet Tape Coating
<input type="checkbox"/> Publication Rotogravure Printing	<input type="checkbox"/> Coating of Plastic Parts for Business Machines	<input type="checkbox"/> Flexible Vinyl and Urethane Coating and Printing	
<input type="checkbox"/> Graphic Arts using Rotogravure and Flexographic Printing			<input type="checkbox"/> Other: _____

Section K.2: Coating Operations						
K.2A: For Spray Coating						
Gun/Booth ID	Describe Function	Type	Mode	Maximum Design Application Rate <i>(gal/hr or lb/hr)</i>		Describe how maximum rate was determined
Paint Booth #1 (Topcoat)	Spray Coating (2K System)	<input checked="" type="checkbox"/> Conventional Air Gun <input type="checkbox"/> Airless <input type="checkbox"/> HVLP <input type="checkbox"/> Electrostatic <input type="checkbox"/> LVLP <input type="checkbox"/> Aerosol Spray Can <input type="checkbox"/> Other	<input checked="" type="checkbox"/> Manual <input type="checkbox"/> Automatic	50.64	lb/hr	<input type="checkbox"/> Testing <input checked="" type="checkbox"/> Equipment Specification Sheet <input type="checkbox"/> Estimation
Paint Booth #1 (Primer)	Spray Coating (Primer)	<input type="checkbox"/> Conventional Air Gun <input type="checkbox"/> Airless <input checked="" type="checkbox"/> HVLP <input type="checkbox"/> Electrostatic <input type="checkbox"/> LVLP <input type="checkbox"/> Aerosol Spray Can <input type="checkbox"/> Other	<input checked="" type="checkbox"/> Manual <input type="checkbox"/> Automatic	27.26	lb/hr	<input type="checkbox"/> Testing <input checked="" type="checkbox"/> Equipment Specification Sheet <input type="checkbox"/> Estimation
If spray guns are used simultaneously, describe:		Note that only a single spray gun can be used at a time.				

Section K.3: Other Operations				
K.3A: For Finishing				
Describe Finishing Processes: <i>Complete Form DEP7007B as applicable</i>	N/A			
K.3B: For Curing/Drying				
Describe Curing/Drying Processes:	Description	Rated Capacity (MMBtu/hr)	Fuel	Control Device/Stack ID
Natural Gas Fueled Cure Oven for curing and drying coated forklift components	Cure Oven	1	Natural Gas	Insignificant Activity #10
K.3C: For Purge				
Type: _____ Solvent Purge _____				
Daily Usage: _____ 1.55 _____ gal/day				
K.3D: For Clean-up				
Type: <input checked="" type="checkbox"/> Manual <input type="checkbox"/> Automatic				
Daily Usage: _____ Intermittant usage _____ hrs/day				
Operating Hours: _____ 8 am - 5 pm, M-F _____				
K.3E: For Other Equipment				
Describe Processes:	N/A			

Section K.4: Coatings/Printing Materials As Applied

Include SDS or Technical Sheets for all coating/printing materials used.

Trade Name of Material	Description <i>(Identify as coating, ink, fountain solution, blanket wash, cleaning solvent, thinning solvent, auto wash, manual wash, etc.)</i>	Emission Unit/Coating ID where material is used	SCC Code	SCC Code Units	Density <i>(lb/gal)</i>	Solid Content <i>(lb/gal)</i>	VOC Content <i>(lb/gal)</i>	Emission Factor for PM* <i>(lb/SCC)</i>	Transfer Efficiency <i>(%)</i>	Emission Factor for VOC <i>(lb/SCC)</i>	Capture Efficiency <i>(%)</i>	Control Device/ Stack ID
AUE-101/Q30-977410 (Clark Green)	Catalyst/Coating	EP 02	39999994	Pounds Material Processed	8.31	3.60	4.65	0.43	60%	0.56	98.8%	EP 02
AUE-101/Q30-986716 (Low Gloss Black)	Catalyst/Coating	EP 02	39999994	Pounds Material Processed	8.55	3.86	4.63	0.45	60%	0.54	98.8%	EP 02
EPX 901 / EPX 904 (Beige)	Epoxy Primer	EP 02	39999994	Pounds Material Processed	8.75	3.39	4.05	0.39	60%	0.46	98.8%	EP 02
AUE-101/Q30-994722 (Harvest Red)	Catalyst/Coating	EP 02	39999994	Pounds Material Processed	8.31	3.66	4.61	0.44	60%	0.56	98.8%	EP 02
AUE-101/Q30-996084 (Cobalt Blue)	Catalyst/Coating	EP 02	39999994	Pounds Material Processed	8.41	3.33	4.55	0.40	60%	0.54	98.8%	EP 02

*Emission factor for particulate matter (PM) should not include transfer efficiency.

Section K.5: Hazardous Air Pollutant-containing Coatings/Printing Materials

List each individual hazardous air pollutant (HAP) contained in each material.

Trade Name of Material	HAP Name	HAP CAS #	Identify Solid (S) or Volatile (V)	HAP % by weight	HAP Emission Factor (lb/SCC)	Control Device/ Stack ID
AUE-101/Q30-977410 (Clark Green)	Ethylbenzene	100-41-4	V	0.9%	0.009	EP 02
	Methyl Isobutyl Ketone (MIBK)	108-10-1	V	1.4%	0.014	EP 02
	Toluene	108-88-3	V	1.7%	0.017	EP 02
	Xylene	1330-20-7	V	5.6%	0.056	EP 02
AUE-101/Q30-986716 (Low Gloss Black)	Ethylbenzene	100-41-4	V	0.8%	0.008	EP 02
	Methyl Isobutyl Ketone (MIBK)	108-10-1	V	1.1%	0.011	EP 02
	Toluene	108-88-3	V	1.5%	0.015	EP 02
	Xylene	1330-20-7	V	5.0%	0.050	EP 02
EPX 901 / EPX 904 (Beige)	Ethylbenzene	100-41-4	V	0.7%	0.007	EP 02
	Toluene	108-88-3	V	6.7%	0.067	EP 02
	Xylene	1330-20-7	V	4.1%	0.041	EP 02
	Glycol Ethers - HAPs Regulated	N/A	V	3.7%	0.037	EP 02

Trade Name of Material	HAP Name	HAP CAS #	Identify Solid (S) or Volatile (V)	HAP % by weight	HAP Emission Factor (lb/SCC)	Control Device/ Stack ID
AUE-101/Q30-994722 (Harvest Red)	Ethylbenzene	100-41-4	V	0.9%	0.009	EP 02
	Methyl Isobutyl Ketone (MIBK)	108-10-1	V	1.4%	0.014	EP 02
	Toluene	108-88-3	V	1.7%	0.017	EP 02
	Xylene	1330-20-7	V	5.6%	0.056	EP 02
AUE-101/Q30-996084 (Cobalt Blue)	Ethylbenzene	100-41-4	V	0.8%	0.008	EP 02
	Methyl Isobutyl Ketone (MIBK)	108-10-1	V	1.3%	0.013	EP 02
	Toluene	108-88-3	V	1.7%	0.017	EP 02
	Xylene	1330-20-7	V	5.6%	0.056	EP 02

DEP7007K

Surface Coating or Printing Operations

Division for Air Quality

300 Sower Boulevard
Frankfort, KY 40601
(502) 564-3999

- Section K.1: Process Information
- Section K.2: Coating Operations
- Section K.3: Other Operations
- Section K.4: Coatings/Printing Materials as Applied
- Section K.5: HAP-containing Coatings/Printing Materials
- Section K.6: Notes, Comments, and Explanations

Additional Documentation

Complete DEP7007AI, DEP7007N, DEP7007V, and DEP7007GG.

Attach SDS or Technical Sheets for all Coating/Printing Materials

Attach a flow diagram

Source Name: Clark Material Handling Company

KY EIS (AFS) #: 21- 067-00181

Permit #: F-20-046

Agency Interest (AI) ID: 70953

Date: 10/21/2025

Section K.1: Process Information

Emission Unit #: 03

Emission Unit Name: Paint Booth #2

Coating/Printing Line Name: Paint Booth #2 (Touch-Up)

Proposed/Actual Date of Construction:
(MM/YYYY) December 2015

List Applicable Regulations: 401 KAR 59:010
401 KAR 63:020

Describe Overall Process: Spray booth with a single spray gun. Spray booth is equipped with filters that vent outside the facility.

Describe Coatings/Printing Materials: Two part coatings consisting of a urethane catalyst and topcoat.

Identify the Material that is Coated/Printed: Metal Vinyl Plastics Wood Foil Paper Other Substrate

Provide detailed description of material coated/printed: Forktruck components

Provide approximate dimensions and range of sizes of parts being coated or printed: Various

Identify the Type of Operation: Continuous Batch Other: _____

Describe Surface Preparation/Pretreatment Steps: N/A

For Coating Operations: Spray Flow Dip tank Electrodeposition
 Brush Powder Roller Coat Other: _____

For Printing Operations: Web Rotogravure Heatset Lithographic
(Select all that apply) Sheetfed Letterpress Non-heatset Flexographic Other: _____

Describe Final Product: Painted forktruck components

Check the category that most closely describes this unit:

<input type="checkbox"/> Large Appliance Coating	<input type="checkbox"/> Auto or Light-Duty Truck Coating	<input type="checkbox"/> Metal Furniture Coating	<input type="checkbox"/> Metal Coil Coating
<input type="checkbox"/> Beverage Can Coating	<input checked="" type="checkbox"/> Miscellaneous Metal Parts Coating	<input type="checkbox"/> Magnet Wire Insulation Coating	<input type="checkbox"/> Flat Wood Panel Coating
<input type="checkbox"/> Fabric, Vinyl, or Paper Coating	<input type="checkbox"/> Boat Manufacturing/ Ship Repair	<input type="checkbox"/> Pressure Sensitive Tape and Label Coating	<input type="checkbox"/> Magnet Tape Coating
<input type="checkbox"/> Publication Rotogravure Printing	<input type="checkbox"/> Coating of Plastic Parts for Business Machines	<input type="checkbox"/> Flexible Vinyl and Urethane Coating and Printing	
<input type="checkbox"/> Graphic Arts using Rotogravure and Flexographic Printing			<input type="checkbox"/> Other: _____

Section K.2: Coating Operations						
K.2A: For Spray Coating						
Gun/Booth ID	Describe Function	Type	Mode	Maximum Design Application Rate <i>(gal/hr or lb/hr)</i>		Describe how maximum rate was determined
Paint Booth #2 (Touchup)	Spray Coating	<input type="checkbox"/> Conventional Air Gun <input type="checkbox"/> Airless <input checked="" type="checkbox"/> HVLP <input type="checkbox"/> Electrostatic <input type="checkbox"/> LVLP <input type="checkbox"/> Aerosol Spray Can <input type="checkbox"/> Other	<input checked="" type="checkbox"/> Manual <input type="checkbox"/> Automatic	27.26	lb/hr	<input type="checkbox"/> Testing <input checked="" type="checkbox"/> Equipment Specification Sheet <input type="checkbox"/> Estimation
If spray guns are used simultaneously, describe:						

Section K.3: Other Operations

K.3A: For Finishing

Describe Finishing Processes:
Complete Form DEP7007B as applicable N/A

K.3B: For Curing/Drying

Describe Curing/Drying Processes:	Description	Rated Capacity <i>(MMBtu/hr)</i>	Fuel	Control Device/Stack ID
N/A				

K.3C: For Purge

Type: _____ Solvent Purge _____
Daily Usage: _____ 0.51 _____ gal/day

K.3D: For Clean-up

Type: Manual Automatic
Daily Usage: _____ Intermittant Usage _____ hrs/day
Operating Hours: _____ 8 am - 5 pm, M-F _____

K.3E: For Other Equipment

Describe Processes: N/A

Section K.4: Coatings/Printing Materials As Applied

Include SDS or Technical Sheets for all coating/printing materials used.

Trade Name of Material	Description <i>(Identify as coating, ink, fountain solution, blanket wash, cleaning solvent, thinning solvent, auto wash, manual wash, etc.)</i>	Emission Unit/Coating ID where material is used	SCC Code	SCC Code Units	Density <i>(lb/gal)</i>	Solid Content <i>(lb/gal)</i>	VOC Content <i>(lb/gal)</i>	Emission Factor for PM* <i>(lb/SCC)</i>	Transfer Efficiency <i>(%)</i>	Emission Factor for VOC <i>(lb/SCC)</i>	Capture Efficiency <i>(%)</i>	Control Device/ Stack ID
AUE-101/Q30-977410 (Clark Green)	Catalyst/Coating	EP 03	39999994	Pounds Material Processed	8.31	3.60	4.65	0.43	60%	0.56	98.8%	EP 03
AUE-101/Q30-986716 (Low Gloss Black)	Catalyst/Coating	EP 03	39999994	Pounds Material Processed	8.55	3.86	4.63	0.45	60%	0.54	98.8%	EP 03
AUE-101/Q30-994722 (Harvest Red)	Catalyst/Coating	EP 03	39999994	Pounds Material Processed	8.31	3.66	4.61	0.44	60%	0.56	98.8%	EP 03
AUE-101/Q30-996084 (Cobalt Blue)	Catalyst/Coating	EP 03	39999994	Pounds Material Processed	8.41	3.33	4.55	0.40	60%	0.54	98.8%	EP 03

*Emission factor for particulate matter (PM) should not include transfer efficiency.

Section K.5: Hazardous Air Pollutant-containing Coatings/Printing Materials

List each individual hazardous air pollutant (HAP) contained in each material.

Trade Name of Material	HAP Name	HAP CAS #	Identify Solid (<i>S</i>) or Volatile (<i>V</i>)	HAP % by weight	HAP Emission Factor (<i>lb/SCC</i>)	Control Device/ Stack ID
AUE-101/Q30-977410 (Clark Green)	Ethylbenzene	100-41-4	V	0.9%	0.009	EP 03
	Methyl Isobutyl Ketone (MIBK)	108-10-1	V	1.4%	0.014	EP 03
	Toluene	108-88-3	V	1.7%	0.017	EP 03
	Xylene	1330-20-7	V	5.6%	0.056	EP 03
AUE-101/Q30-986716 (Low Gloss Black)	Ethylbenzene	100-41-4	V	0.8%	0.008	EP 03
	Methyl Isobutyl Ketone (MIBK)	108-10-1	V	1.1%	0.011	EP 03
	Toluene	108-88-3	V	1.5%	0.015	EP 03
	Xylene	1330-20-7	V	5.0%	0.050	EP 03
AUE-101/Q30-994722 (Harvest Red)	Ethylbenzene	100-41-4	V	0.9%	0.009	EP 03
	Methyl Isobutyl Ketone (MIBK)	108-10-1	V	1.4%	0.014	EP 03

Trade Name of Material	HAP Name	HAP CAS #	Identify Solid (<i>S</i>) or Volatile (<i>V</i>)	HAP % by weight	HAP Emission Factor (<i>lb/SCC</i>)	Control Device/ Stack ID
	Toluene	108-88-3	V	1.7%	0.017	EP 03
	Xylene	1330-20-7	V	5.6%	0.056	EP 03
AUE-101/Q30-996084 (Cobalt Blue)	Ethylbenzene	100-41-4	V	0.8%	0.008	EP 03
	Methyl Isobutyl Ketone (MIBK)	108-10-1	V	1.3%	0.013	EP 03
	Toluene	108-88-3	V	1.7%	0.017	EP 03
	Xylene	1330-20-7	V	5.6%	0.056	EP 03

DEP7007K

Surface Coating or Printing Operations

Division for Air Quality

300 Sower Boulevard
Frankfort, KY 40601
(502) 564-3999

- Section K.1: Process Information
- Section K.2: Coating Operations
- Section K.3: Other Operations
- Section K.4: Coatings/Printing Materials as Applied
- Section K.5: HAP-containing Coatings/Printing Materials
- Section K.6: Notes, Comments, and Explanations

Additional Documentation

Complete DEP7007AI, DEP7007N, DEP7007V, and DEP7007GG.

Attach SDS or Technical Sheets for all Coating/Printing Materials

Attach a flow diagram

Source Name: Clark Material Handling Company

KY EIS (AFS) #: 21- 067-00181

Permit #: F-20-046

Agency Interest (AI) ID: 70953

Date: 10/21/2025

Section K.1: Process Information

Emission Unit #: 07

Emission Unit Name: Paint Booth #3

Coating/Printing Line Name: Paint Booth #3 (Counterweight)

Proposed/Actual Date of Construction: March 2019
(MM/YYYY)

List Applicable Regulations: 401 KAR 59:010
401 KAR 63:020

Describe Overall Process: Spray booth with a single spray gun. Spray booth is equipped with filters that vent outside the facility.

Describe Coatings/Printing Materials: Two part coatings consisting of a urethane catalyst and topcoat.

Identify the Material that is Coated/Printed: Metal Vinyl Plastics Wood Foil Paper Other Substrate

Provide detailed description of material coated/printed: Forktruck components

Provide approximate dimensions and range of sizes of parts being coated or printed: Various

Identify the Type of Operation: Continuous Batch Other: _____

Describe Surface Preparation/Pretreatment Steps: N/A

For Coating Operations: Spray Flow Dip tank Electrodeposition
 Brush Powder Roller Coat Other: _____

For Printing Operations: Web Rotogravure Heatset Lithographic
(Select all that apply) Sheetfed Letterpress Non-heatset Flexographic Other: _____

Describe Final Product: Painted counterweight for forktruck.

Check the category that most closely describes this unit:

<input type="checkbox"/> Large Appliance Coating	<input type="checkbox"/> Auto or Light-Duty Truck Coating	<input type="checkbox"/> Metal Furniture Coating	<input type="checkbox"/> Metal Coil Coating
<input type="checkbox"/> Beverage Can Coating	<input checked="" type="checkbox"/> Miscellaneous Metal Parts Coating	<input type="checkbox"/> Magnet Wire Insulation Coating	<input type="checkbox"/> Flat Wood Panel Coating
<input type="checkbox"/> Fabric, Vinyl, or Paper Coating	<input type="checkbox"/> Boat Manufacturing/ Ship Repair	<input type="checkbox"/> Pressure Sensitive Tape and Label Coating	<input type="checkbox"/> Magnet Tape Coating
<input type="checkbox"/> Publication Rotogravure Printing	<input type="checkbox"/> Coating of Plastic Parts for Business Machines	<input type="checkbox"/> Flexible Vinyl and Urethane Coating and Printing	
<input type="checkbox"/> Graphic Arts using Rotogravure and Flexographic Printing			<input type="checkbox"/> Other: _____

Section K.2: Coating Operations						
K.2A: For Spray Coating						
Gun/Booth ID	Describe Function	Type	Mode	Maximum Design Application Rate <i>(gal/hr or lb/hr)</i>		Describe how maximum rate was determined
Paint Booth #3 (Counterweight)	Spray Coating	<input type="checkbox"/> Conventional Air Gun <input type="checkbox"/> Airless <input checked="" type="checkbox"/> HVLP <input type="checkbox"/> Electrostatic <input type="checkbox"/> LVLP <input type="checkbox"/> Aerosol Spray Can <input type="checkbox"/> Other	<input checked="" type="checkbox"/> Manual <input type="checkbox"/> Automatic	27.26	lb/hr	<input type="checkbox"/> Testing <input checked="" type="checkbox"/> Equipment Specification Sheet <input type="checkbox"/> Estimation
If spray guns are used simultaneously, describe:						

Section K.3: Other Operations

K.3A: For Finishing

Describe Finishing Processes: *Complete Form DEP7007B as applicable* N/A

K.3B: For Curing/Drying

Describe Curing/Drying Processes:	Description	Rated Capacity (MMBtu/hr)	Fuel	Control Device/Stack ID
Natural Gas Fueled Cure Oven for curing and drying coated forklift components	Counterweight Cure Oven	1.2	Natural Gas	Insignificant Activity #11 (EP 06)

K.3C: For Purge

Type: _____ Solvent Purge _____
Daily Usage: _____ 0.51 _____ gal/day

K.3D: For Clean-up

Type: Manual Automatic
Daily Usage: _____ Intermittant Usage _____ hrs/day
Operating Hours: _____ 8 am - 5 pm, M-F _____

K.3E: For Other Equipment

Describe Processes: N/A

Section K.4: Coatings/Printing Materials As Applied

Include SDS or Technical Sheets for all coating/printing materials used.

Trade Name of Material	Description <i>(Identify as coating, ink, fountain solution, blanket wash, cleaning solvent, thinning solvent, auto wash, manual wash, etc.)</i>	Emission Unit/Coating ID where material is used	SCC Code	SCC Code Units	Density <i>(lb/gal)</i>	Solid Content <i>(lb/gal)</i>	VOC Content <i>(lb/gal)</i>	Emission Factor for PM* <i>(lb/SCC)</i>	Transfer Efficiency <i>(%)</i>	Emission Factor for VOC <i>(lb/SCC)</i>	Capture Efficiency <i>(%)</i>	Control Device/ Stack ID
AUE-101/Q30-977410 (Clark Green)	Catalyst/Coating	EP 07	39999994	Pounds Material Processed	8.31	3.60	4.65	0.43	60%	0.56	98.8%	EP 07
AUE-101/Q30-986716 (Low Gloss Black)	Catalyst/Coating	EP 07	39999994	Pounds Material Processed	8.55	3.86	4.63	0.45	60%	0.54	98.8%	EP 07
AUE-101/Q30-994722 (Harvest Red)	Catalyst/Coating	EP 07	39999994	Pounds Material Processed	8.31	3.66	4.61	0.44	60%	0.56	98.8%	EP 07
AUE-101/Q30-996084 (Cobalt Blue)	Catalyst/Coating	EP 07	39999994	Pounds Material Processed	8.41	3.33	4.55	0.40	60%	0.54	98.8%	EP 07

*Emission factor for particulate matter (PM) should not include transfer efficiency.

Section K.5: Hazardous Air Pollutant-containing Coatings/Printing Materials

List each individual hazardous air pollutant (HAP) contained in each material.

Trade Name of Material	HAP Name	HAP CAS #	Identify Solid (<i>S</i>) or Volatile (<i>V</i>)	HAP % by weight	HAP Emission Factor (<i>lb/SCC</i>)	Control Device/ Stack ID
AUE-101/Q30-977410 (Clark Green)	Ethylbenzene	100-41-4	V	0.9%	0.009	EP 07
	Methyl Isobutyl Ketone (MIBK)	108-10-1	V	1.4%	0.014	EP 07
	Toluene	108-88-3	V	1.7%	0.017	EP 07
	Xylene	1330-20-7	V	5.6%	0.056	EP 07
AUE-101/Q30-986716 (Low Gloss Black)	Ethylbenzene	100-41-4	V	0.8%	0.008	EP 07
	Methyl Isobutyl Ketone (MIBK)	108-10-1	V	1.1%	0.011	EP 07
	Toluene	108-88-3	V	1.5%	0.015	EP 07
	Xylene	1330-20-7	V	5.0%	0.050	EP 07
AUE-101/Q30-994722 (Harvest Red)	Ethylbenzene	100-41-4	V	0.9%	0.009	EP 07
	Methyl Isobutyl Ketone (MIBK)	108-10-1	V	1.4%	0.014	EP 07

Trade Name of Material	HAP Name	HAP CAS #	Identify Solid (<i>S</i>) or Volatile (<i>V</i>)	HAP % by weight	HAP Emission Factor (<i>lb/SCC</i>)	Control Device/ Stack ID
	Toluene	108-88-3	V	1.7%	0.017	EP 07
	Xylene	1330-20-7	V	5.6%	0.056	EP 07
AUE-101/Q30-996084 (Cobalt Blue)	Ethylbenzene	100-41-4	V	0.8%	0.008	EP 07
	Methyl Isobutyl Ketone (MIBK)	108-10-1	V	1.3%	0.013	EP 07
	Toluene	108-88-3	V	1.7%	0.017	EP 07
	Xylene	1330-20-7	V	5.6%	0.056	EP 07

Appendix B

PTE Calculations

Clark Material Handling Company 2025 PTE Data Table 1: Emission Factors			Capacity	Cumene CAS 98-82-8	Ethylbenzene CAS# 100-41-4	Toluene CAS# 108-88-3	Xylenes CAS# 1330-20-7	Manganese CAS# 7439-96-5	Carbon Dioxide CAS# 124-38-9	Carbon Monoxide CAS# 630-08-0	Lead, Total as Pb CAS# 7439-92-1	Methane CAS# 74-82-8	Nitrous Oxide CAS# 10024-97-2	Nitrogen Oxides (NOx)	Sulfur Dioxide CAS# 7446-09-5	Methyl Isobutyl Ketone (MIBK) CAS 108-10-1	PM10 (10 microns or less)	PT (Particulate Total)	HAP (Hazardous Air Pollutant)	VOC (Volatile Organic Compounds)	Control	Notes		
				Is VOC?	Yes	Yes	Yes	Yes	No	No	No	No	No	No	No	No	No						Yes	No
				Is HAP?	Yes	Yes	Yes	Yes	Yes	No	No	No	Yes	No	No	No	No						No	Yes
Emission Point	Emission Unit	Equipment Description	MMCF / hr	Emission Factor (lb / MMCF)																				
01	01	Furnace	3.676E-03	-	-	-	-	-	120000	84	0.0005	2.3	2.2	100	0.6	-	7.6	7.6	0.0005	5.5	0.00%	EF from AP-42. Capacity = 3.75 mmBTU/hr. Assumes 1,020 BTU per Cu. Ft. Nat. Gas.		
Insig. Act.	Insig. Act.	Steam Booth Heater	5.343E-04	-	-	-	-	-	120000	84	0.0005	2.3	2.2	100	0.6	-	7.6	7.6	0.0005	5.5	0.00%	EF from AP-42. Capacity = 0.545 mmBTU/hr. Assumes 1,020 BTU per Cu. Ft. Nat. Gas.		
05	03	Cure Oven	9.804E-04	-	-	-	-	-	120000	84	0.0005	2.3	2.2	100	0.6	-	7.6	7.6	0.0005	5.5	0.00%	EF from AP-42. Capacity = 1 mmBTU/hr. Assumes 1,020 BTU per Cu. Ft. Nat. Gas.		
06	Insig. Act.	Cure Oven - Counterweight	1.176E-03	-	-	-	-	-	120000	84	0.0005	2.3	2.2	100	0.6	-	7.6	7.6	0.0005	5.5	0.00%	EF from AP-42. Capacity = 1.2 mmBTU/hr. Assumes 1,020 BTU per Cu. Ft. Nat. Gas.		
Emission Point	Emission Unit	Equipment Description	lbs / hr	Emission Factor (lb / lb)																				
02	02	Paint Booth #1	50.64	-	0.009	0.017	0.056	-	-	-	-	-	-	-	-	0.014	0.173	0.173	0.096	0.560	98.81%	PM, VOC, & HAP EF calculated from paint / catalyst pair with highest VOC and HAP potential hourly emissions (AUE-101/AU1M977410). Capacity from spray gun specifications. Note that although the epoxy primer (EPX 901 / EPX 904) has a higher HAP concentration, it is only used with a lower flow rate spray gun, so AUE-101/AU1M977410 will result in higher potential VOC and HAP emissions.		
Fugitive	02	Clean Up Solvent	1.24	-	0.16	0.01	0.83	-	-	-	-	-	-	-	-	-	-	0.000	1.000	1.000	98.81%	VOC & HAP EF calculated from xylene solvent blend. Capacity calculated from material used and operating hours.		
03	03	Paint Booth #2	27.26	-	0.009	0.017	0.056	-	-	-	-	-	-	-	-	0.014	0.173	0.173	0.096	0.560	98.81%	PM, VOC, & HAP EF calculated from paint / catalyst pair with highest VOC and HAP concentration (AUE-101/AU1M977410) Capacity from spray gun specifications.		
Fugitive	03	Clean Up Solvent	0.41	-	0.16	0.01	0.83	-	-	-	-	-	-	-	-	-	-	0.000	1.000	1.000	0.00%	VOC & HAP EF calculated from xylene solvent blend. Capacity calculated from material used and operating hours.		
07	07	Paint Booth #3 - Counterweight	27.26	-	0.009	0.017	0.056	-	-	-	-	-	-	-	-	0.014	0.173	0.173	0.096	0.560	99.19%	PM, VOC, & HAP EF calculated from paint / catalyst pair with highest VOC and HAP concentration (AUE-101/AU1M977410). Capacity from spray gun specifications.		
Fugitive	07	Clean Up Solvent	0.41	-	0.16	0.01	0.83	-	-	-	-	-	-	-	-	-	-	0.000	1.000	1.000	0.00%	VOC & HAP EF calculated from xylene solvent blend. Capacity calculated from material used and operating hours.		
Fugitive	Insig. Act.	Spray Cans (Aerosol Paints)	0.07	0.001	0.004	-	0.02	-	-	-	-	-	-	-	-	-	0.078	0.078	0.025	0.426	0.00%	PM, VOC, & HAP EF calculated from paint with highest HAP concentration (1804099 MATTE BLACK 6UC). Capacity calculated from material used and operating hours.		
Fugitive	Insig. Act.	Spray Cans (Aerosol Lubricants)	0.02	-	-	-	-	-	-	-	-	-	-	-	-	-	0.000	0.000	0.000	0.755	0.00%	PM & VOC EF calculated from lubricant with highest VOC concentration (Penetrating Oil). Capacity calculated from material used and operating hours.		
Fugitive	Insig. Act.	Mig Welder #1	0.17	-	-	-	-	0.00026	-	-	-	-	-	-	-	-	0.005	0.005	0.0003	0.000	90.00%	PM EF from AP-42. HAP EF calculated from welding rod composition.		
Fugitive	Insig. Act.	Mig Welder #2	0.17	-	-	-	-	0.00026	-	-	-	-	-	-	-	-	0.005	0.005	0.0003	0.000	90.00%	PM EF from AP-42. HAP EF calculated from welding rod composition.		
Fugitive	Insig. Act.	Mig Welder #3	0.17	-	-	-	-	0.00026	-	-	-	-	-	-	-	-	0.005	0.005	0.0003	0.000	90.00%	PM EF from AP-42. HAP EF calculated from welding rod composition.		
Fugitive	Insig. Act.	Mig Welder #4	0.17	-	-	-	-	0.00026	-	-	-	-	-	-	-	-	0.005	0.005	0.0003	0.000	90.00%	PM EF from AP-42. HAP EF calculated from welding rod composition.		
Emission Point	Emission Unit	Equipment Description	tons / hr	Emission Factor (lb / ton)																				
Fugitive	Insig. Act.	Wet Abrasive Blasting	1.000E-01	-	-	-	-	-	-	-	-	-	-	-	-	-	5.4	5.4	0.000	0.000	90.00%	PM EF from AP-42. Capacity based on maximum of 200 lbs of abrasive used per hour. *Integral control of 90%.		
Fugitive	Insig. Act.	Sanding Area #1	1.753E-06	-	-	-	-	-	-	-	-	-	-	-	-	-	2000	2000	0.000	0.000	99.90%	Capacity determined from volume & density of removed paint. EF is assumed at 100%.		
Fugitive	Insig. Act.	Sanding Area #2 - Counterweight	5.610E-06	-	-	-	-	-	-	-	-	-	-	-	-	-	2000	2000	0.000	0.000	99.90%	Capacity determined from volume & density of removed paint. EF is assumed at 100%.		
Fugitive	Insig. Act.	Plasma Torch	8.536E-03	-	-	-	-	0.072	-	-	-	-	-	-	-	-	-	7.981	0.072	0.000	0.00%	PM EF from AP-42. HAP EF calculated from steel composition with highest HAP composition.		
Fugitive	Insig. Act.	Parts Washer	N/A																		0.00%	Part washer is still onsite but is inactive.		
Fugitive	Insig. Act.	Paint Kitchen	N/A																		0.00%	Emissions accounted for in Spray Booth.		

**Clark Material Handling Company
2025 PTE Data
Table 3: Tons Per Year**

Is VOC?
Is HAP?

Cumene CAS 98-82-8	Ethylbenzene CAS# 100-41-4	Toluene CAS# 108-88-3	Xylenes CAS# 1330-20-7	Manganese CAS# 7439-96-5	Carbon Dioxide CAS# 124-38-9	Carbon Monoxide CAS# 630-08-0	Lead, Total as Pb CAS# 7439-92-1	Methane CAS# 74-82-8	Nitrous Oxide CAS# 10024-97-2	Nitrogen Oxides (NOx)	Sulfur Dioxide CAS# 7446-09-5	Methyl Isobutyl Ketone (MIBK) CAS 108-10-1	PM10 (10 microns or less)	PT (Particulate Total)	HAP (Hazardous Air Pollutant)	VOC (Volatile Organic Compounds)	PT (Controlled)
Yes	Yes	Yes	Yes	No	No	No	No	No	No	No	No	Yes	No				
Yes	Yes	Yes	Yes	Yes	No	No	Yes	No	No	No	No	No	No				

Emission Point	Emission Unit	Equipment Description	Uncontrolled Annual Emissions (ton/yr)																Controlled Annual Emissions (ton/yr)	
01	01	Furnace	-	-	-	-	-	1,932.35	1.35	0.00	0.04	0.04	1.61	0.01	-	0.12	0.122	0.000	0.089	0.122
Insig. Act.	Insig. Act.	Steam Booth Heater	-	-	-	-	-	280.83	0.20	0.00	0.01	0.01	0.23	0.00	-	0.02	0.018	0.000	0.013	0.018
05	03	Cure Oven	-	-	-	-	-	515.29	0.36	0.00	0.01	0.01	0.43	0.00	-	0.03	0.033	0.000	0.024	0.033
06	Insig. Act.	Cure Oven - Counterweight	-	-	-	-	-	618.35	0.43	0.00	0.01	0.01	0.52	0.00	-	0.04	0.039	0.000	0.028	0.039
02	02	Paint Booth #1	-	2.00	3.77	12.42	-	-	-	-	-	-	-	-	3.11	38.42	38.42	21.29	124.21	0.457
Fugitive	02	Clean Up Solvent	-	0.87	0.05	4.52	-	-	-	-	-	-	-	-	-	-	0.000	5.446	5.446	0.000
03	03	Paint Booth #2	-	1.07	2.03	6.69	-	-	-	-	-	-	-	-	1.67	20.68	20.68	11.46	66.86	0.246
Fugitive	03	Clean Up Solvent	-	0.29	0.02	1.51	-	-	-	-	-	-	-	-	-	-	0.00	1.82	1.82	0.00
07	07	Paint Booth #3 - Counterweight	-	1.07	2.03	6.69	-	-	-	-	-	-	-	-	1.67	20.68	20.68	11.46	66.86	0.167
Fugitive	07	Clean Up Solvent	-	0.29	0.02	1.51	-	-	-	-	-	-	-	-	-	-	0.00	1.82	1.82	0.00
Fugitive	Insig. Act.	Spray Cans (Aerosol Paints)	0.00	0.00	-	0.01	-	-	-	-	-	-	-	-	-	0.02	0.023	0.008	0.128	0.023
Fugitive	Insig. Act.	Spray Cans (Aerosol Lubricants)	-	-	-	-	-	-	-	-	-	-	-	-	-	-	0.000	0.000	0.072	0.00
Fugitive	Insig. Act.	Mig Welder #1	-	-	-	-	0.00	-	-	-	-	-	-	-	-	0.004	0.004	0.000	0.000	0.00
Fugitive	Insig. Act.	Mig Welder #2	-	-	-	-	0.00	-	-	-	-	-	-	-	-	0.004	0.004	0.000	0.000	0.00
Fugitive	Insig. Act.	Mig Welder #3	-	-	-	-	0.00	-	-	-	-	-	-	-	-	0.004	0.004	0.000	0.000	0.00
Fugitive	Insig. Act.	Mig Welder #4	-	-	-	-	0.00	-	-	-	-	-	-	-	-	0.004	0.004	0.000	0.000	0.00
Fugitive	Insig. Act.	Wet Abrasive Blasting	-	-	-	-	-	-	-	-	-	-	-	-	-	2.37	2.365	0.000	0.000	0.237
Fugitive	Insig. Act.	Sanding Area #1	-	-	-	-	-	-	-	-	-	-	-	-	-	0.02	0.015	0.000	0.000	0.00
Fugitive	Insig. Act.	Sanding Area #2 - Counterweight	-	-	-	-	-	-	-	-	-	-	-	-	-	0.05	0.049	0.000	0.000	0.00
Fugitive	Insig. Act.	Plasma Torch	-	-	-	-	0.00	-	-	-	-	-	-	-	-	-	0.298	0.003	0.000	0.298
Fugitive	Insig. Act.	Parts Washer																		
Fugitive	Insig. Act.	Paint Kitchen																		
Totals			0.00	5.60	7.92	33.33	0.00	3346.83	2.34	0.00	0.06	0.06	2.79	0.02	6.45	82.45	82.7	53.3	267.3	1.6

**Clark Material Handling Company
2025 PTE Data
Table 4: Coating Information**

Coating Name	Coating Type	# of Units Used	Unit Size (gal.)	Density (lbs/gal)	Weight (lbs)	Ethyl Alcohol CAS 64-17-5	Isopropyl Alcohol CAS 67-63-0	Acetone CAS 67-64-1	Isobutyl Alcohol CAS 78-83-1	Methyl Ethyl Ketone CAS 78-93-3	Cumene CAS 98-82-8	Ethylbenzene CAS 100-41-4	Propylene Glycol Monomethyl Ether CAS 107-98-2	4-Methylpentan-2-one / Methyl Isobutyl Ketone CAS 108-10-1	Propylene Carbonate CAS 108-32-7	Propylene Glycol Monomethyl Ether Acetate CAS 108-65-6	1,3,5-Triethylbenzene CAS 108-67-8	Toluene CAS 108-88-3	Isobutyl Acetate CAS 110-19-0	Butylglycol Acetate / 2-Butoxyethyl CAS 112-07-2	Butyl Acetate CAS 123-86-4	Ethyl-3-Ethoxypropionate CAS 763-69-9	Xylene CAS 1330-20-7	V.M. & P. Naphtha CAS 8032-32-4	Naphtha (Petroleum); Hydrotreated Heavy CAS 64742-48-9	Glycol Ethers - HAPs Regulated CAS N/A	Total VOC	Total HAP	Total PM	
						VOC	VOC	-	VOC	VOC	VOC	VOC	VOC	VOC	VOC	VOC	VOC	VOC	VOC	VOC	VOC	VOC	VOC	VOC	VOC	VOC	VOC	VOC	VOC	VOC
						Weight Percent																								
AUE-101/Q30-977410 (Clark Green)	Catalyst/Coating			8.31								0.9%		1.4%	0.6%	19.0%		1.7%			24.5%		5.6%	2.3%				56.0%	9.60%	43%
AUE-101/Q30-986716 (Low Gloss Black)	Catalyst/Coating			8.55								0.8%		1.1%	0.5%	17.8%		1.5%			25.4%		5.0%	2.0%	0.1%			54.2%	8.40%	45%
EPX 901 / EPX 904 (Beige)	Primer			8.75			0.5%		0.5%	7.2%		0.7%	7.3%			0.1%		6.7%	8.8%	3.7%		3.0%	4.1%			3.7%	46.3%	15.19%	39%	
AUE-101/Q30-994722 (Harvest Red)	Catalyst/Coating			8.31								0.9%		1.4%	0.6%	18.2%		1.7%			24.6%		5.6%	2.4%	0.1%			55.5%	9.60%	44%
AUE-101/Q30-996084 (Cobalt Blue)	Catalyst/Coating			8.41								0.8%		1.3%	0.6%	18.9%		1.7%			22.8%		5.6%	2.4%	0.2%			54.2%	9.35%	40%
1804099 MATTE BLACK 6UC	Aerosol	79.5	0.08	6.42	41.9			35.0%			0.1%	0.4%									5.0%		2.0%		3.0%		42.6%	2.50%	22%	
1802023 GRAY PRIMER	Aerosol	7.5	0.08	6.63	4.1			37.0%								2.0%					11.0%						37.5%	0.00%	25%	
Chain & Cable Lube	Aerosol	39	0.08	6.63	21.2																						70.0%	0.00%	0%	
Inner Slide Lube	Aerosol	36	0.08	6.11	18.0																						75.5%	0.00%	0%	
Penetrating Oil	Aerosol	27	0.08	5.71	12.6																						50.0%	0.00%	0%	
Xylene Blend	Clean-up Solvent	12	55	7.21	4756							16.0%						1.0%					83.0%				100.0%	100.0%	0%	

Hours Worked	2295
--------------	------

Transfer Efficiency (booth 1)	60.0%
Transfer Efficiency (booth 2)	60.0%
Transfer Efficiency (booth 3)	60.0%

Appendix C

Permit Markup

**Commonwealth of Kentucky
Energy and Environment Cabinet
Department for Environmental Protection
Division for Air Quality
300 Sower Boulevard, 2nd Floor
Frankfort, Kentucky 40601
(502) 564-3999**

Final

**AIR QUALITY PERMIT
Issued under 401 KAR 52:030**

Permittee Name: Clark Material Handling Company
Mailing Address: 700 Enterprise Drive, Lexington, KY 40510

Source Name: Clark Material Handling Company
Mailing Address: 700 Enterprise Drive
Lexington, KY 40510

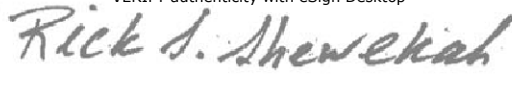
Source Location: 700 Enterprise Drive, Lexington, KY

Permit ID: F-20-046
Agency Interest #: 70953
Activity ID: APE20200001
Review Type: Conditional Major, Operating
Source ID: 21-067-00181

Regional Office: Frankfort Regional Office
300 Sower Boulevard, 1st Floor
Frankfort, KY 40601
(502) 564-3358

County: Fayette

Application
Complete Date: December 7, 2020
Issuance Date: April 25, 2021
Expiration Date: April 25, 2026

E-Signed by Rick Shewekah
VERIFY authenticity with eSign Desktop


For **Melissa Duff, Director**
Division for Air Quality

Version 10/16/13

~~Red Strikethrough~~ = deletions
Blue = additions

TABLE OF CONTENTS

SECTION	ISSUANCE	PAGE
A. PERMIT AUTHORIZATION	Renewal	1
B. EMISSION POINTS, EMISSION UNITS, APPLICABLE REGULATIONS, AND OPERATING CONDITIONS	Renewal	2
C. INSIGNIFICANT ACTIVITIES	Renewal	5
D. SOURCE EMISSION LIMITATIONS AND TESTING REQUIREMENTS	Renewal	6
E. SOURCE CONTROL EQUIPMENT REQUIREMENTS	Renewal	8
F. MONITORING, RECORDKEEPING, AND REPORTING REQUIREMENTS	Renewal	9
G. GENERAL PROVISIONS	Renewal	12
H. ALTERNATE OPERATING SCENARIOS	Renewal	17
I. COMPLIANCE SCHEDULE	Renewal	17

Permit Name	Permit Type	Activity #	Complete Date	Issuance Date	Summary of Action
F-20-046	Renewal	APE20200001	12/7/2021	4/25/2021	Renewal Permit

SECTION B - EMISSION POINTS, EMISSION UNITS, APPLICABLE REGULATIONS, AND OPERATING CONDITIONS

Emission Points Number	Name	Description of Affected Facility	Control Equipment	Clean Up Solvent
EP # 02	Paint Booth #1 (Main Paint Booth)	One Electrostatic Conventional Spray Gun Estimated transfer efficiency 74.2% 60% Construction Commenced: January 2004	Panel Fabric Filters with 98.8% estimated removal efficiency	Xylene (Blend)
EP # 03	Paint Booth #2 (Touch-Up Booth)	One HVLP Spray Gun Estimated transfer efficiency 65% 60% Construction Commenced: December 2015	Panel Fabric Filters with 98.8% estimated removal efficiency	Xylene (Blend)
EP# 07	Paint Booth #3 (Counterweight Booth)	One HVLP Spray Gun Estimated transfer efficiency 86% 60% Construction Commenced: March 2019	Panel Fabric Filters with 98.8% estimated removal efficiency	Xylene (Blend)

APPLICABLE REGULATIONS:

401 KAR 59:010, *New process operations*

401 KAR 63:020, *Potentially hazardous matter or toxic substances*

1. Operating Limitations:

The filters shall be in place and operated according to the manufacturer's specifications and recommendations at any time a given spray booth is in use.

2. Emission Limitations:

- a. The following emission limitations for particulate matter are pursuant to 401 KAR 59:010, Section 3(2):

EMISSION POINT	AFFECTED FACILITY	MAXIMUM CAPACITY (ton /hr)	MAXIMUM ALLOWABLE EMISSION RATE (lbs/hr)
02	Paint Booth # 1	0.008 0.025	2.34
03	Paint Booth # 2	0.013 0.014	2.34
07	Paint Booth # 3	0.039 0.014	2.34

Emission of particulate matter from a stack of any affected facility up to a process rate of 1000 lbs/hr shall not exceed **2.34** lbs/hr.

Compliance Demonstration Method:

The source is assumed to be in compliance when the filters are in place and properly maintained. Refer to Subsection 4. Monitoring Requirements.

- b. The opacity of visible emissions from each stack shall not equal or exceed 20 percent [401 KAR 59:010, Section 3 (1)].

SECTION C - INSIGNIFICANT ACTIVITIES

The following listed activities have been determined to be insignificant activities for this source pursuant to 401 KAR 52:030, Section 6. Although these activities are designated as insignificant the permittee must comply with the applicable regulation. Process and emission control equipment at each insignificant activity subject to an opacity standard shall be inspected monthly and a qualitative visible emissions evaluation made. Results of the inspection, evaluation, and any corrective action shall be recorded in a log.

<u>Description</u>	<u>Generally Applicable Regulation</u>
1. Spray Cans (Aerosol Paint) VOCs = 0.23 tpy PM = 0.03 tpy HAPs = 0.08 tpy	401 KAR 63:010; 401 KAR 63:020
2. Paint Kitchen	401 KAR 59:010; 401 KAR 63:020
3. Plasma Torch PM = 0.3 tpy HAPs = 0.003 tpy	401 KAR 59:010; 401 KAR 63:020
4. Sanding Area PM = 0.02 tpy	401 KAR 59:010
5. Spray Cans (Aerosol Lubricants) VOCs = 0.08 tpy PM = 0.02 tpy	401 KAR 59:010
6. Parts Washer	401 KAR 63:020
7. 4 Mig Welders PM = 0.02 tpy	401 KAR 59:010; 401 KAR 63:020
8. Steam Booth Heater	N/A-
9. EP 01 Furnace, (1/1/1996) 3,750,000 Btu/hr Natural gas with a capacity of 3.75 MMBTU/hr	N/A
10. Cure Oven – Main Paint Booth Natural gas with capacity of 1.0 MMBTU/hr	N/A
11. EP 06 Cure Oven- counterweight. Natural gas with capacity of 1.2MMBtu/ hr	N/A
12. EP 08 Sanding Area # 2- counterweight.	401 KAR 59:010

Appendix D

Environmental Data Sheets

PPG Industries, Inc.

Environmental Data Sheet

Tuesday, August 26, 2025

Customer: PPG Strongsville
19699 Progress Drive
Strongsville/Ohio/44149
USA

PRODUCT DESCRIPTION: Q30-986716 RTS EDS

<u>PRODUCT ID</u>	<u>PARTS PER BLEND</u>
AUE-101	1
Q30-986716	7

PRODUCT PHYSICAL CHARACTERISTICS:

WEIGHT PER GALLON:	8.55 lb/gal	
DENSITY OF ORGANIC SOLVENT BLEND:	7.47 lb/gal	
	<u>Weight</u>	<u>Volume</u>
NON-VOLATILE:	45.2%	37.4%
VOLATILE:	54.8%	62.6%
PERCENT OF WATER:	0.0%	0.0%
PERCENT OF EXEMPTS:	0.5%	0.5%

VOC INFORMATION:

VOC/GAL LESS WATER (LESS EXEMPTS):	4.66 lb/gal	558 g/L
ACTUAL VOC/GAL (WITH WATER WITH EXEMPTS):	4.64 lb/gal	556 g/L
VOC PER GALLON OF SOLIDS:	12.40 lb/gal	1486 g/L
VOC PER POUND OF SOLIDS:	1.20 lb/lb	

Product is NOT photochemically reactive as per SCAQMD rule 102

VOLATILE COMPOSITION: PERCENT OF TOTAL FORMULA:

<u>Component</u>	<u>Name</u>	<u>Weight</u>	<u>Volume</u>
100-41-4	Ethylbenzene	0.8	0.9
108-10-1	Methyl isobutyl ketone	1.1	1.5
108-32-7	Propylene carbonate	0.5	0.5
108-65-6	Propylene glycol monomethyl ether acetate	17.8	19.0
108-88-3	Toluene	1.5	1.7
123-86-4	n-Butyl acetate	25.4	29.6
1330-20-7	Xylenes	5.0	5.9

64742-48-9	Naphtha, petroleum, hydrotreated heavy	0.1	0.2
8032-32-4	VM and P naphtha	2.0	2.8

REGULATORY INFORMATION BASED ON 100 GALLONS DEFAULT

<u>Component</u>	<u>Name</u>	<u>lb</u>	<u>kg</u>	<u>HAPS</u>	<u>SARA</u>
100-41-4	Ethylbenzene	6.60	2.99	Yes	Yes
108-10-1	Methyl isobutyl ketone	9.78	4.44	Yes	Yes
108-88-3	Toluene	12.47	5.66	Yes	Yes
1330-20-7	Xylenes	42.59	19.32	Yes	Yes

POUND OF ORGANIC HAPS PER POUND OF SOLIDS: 0.19
 POUND OF ORGANIC HAPS PER GALLON OF SOLIDS: 1.90
 POUND OF ORGANIC HAPS PER GALLON OF PRODUCT: 0.71
 PERCENT OF ORGANIC HAPS (VHAP): 8.3%

DISCLAIMER

This Environmental Data Sheet is not intended to replace the product's Material Safety Data Sheet.

The data contained in this Environmental Data Sheet is based on information provided to PPG by its suppliers and PPG's knowledge of PPG product formulations. PPG makes no representation or warranty regarding the accuracy of supplier furnished information or that this information or data will not change.

The information in this Environmental Data Sheet is not intended to and does not create legal rights or obligations. This information is provided for the sole use of PPG customers and is not for disclosure to competitors of PPG. PPG customers have an independent obligation to determine proper use of the information and that their use of the information is consistent with federal, state and local laws, rules and regulations.

Trace constituents present at levels less than 0.01 lb or kg are not included in the Regulatory Information section of this Environmental Data Sheet. Volatile HAPS present at levels less than 0.1% by weight for carcinogens and 1.0% for non-carcinogens will not be shown or will be indicated by a "No" in the Regulatory Section (under HAPS) of this Environmental Data Sheet.

Trace volatiles present at levels less than 0.1% by weight are not included in the Volatile Section of this Environmental Data Sheet.

Chemical compounds generated as a result of the curing process of this coating are not included on this Environmental Data Sheet.

The USEPA listing of VOC exempt compounds [40CFR51.000(s)] is used in calculating VOC values.

PPG Industries, Inc.

Environmental Data Sheet

Tuesday, August 26, 2025

Customer: PPG Strongsville
19699 Progress Drive
Strongsville/Ohio/44149
USA

PRODUCT DESCRIPTION: Q30-994722 RTS EDS

<u>PRODUCT ID</u>	<u>PARTS PER BLEND</u>
AUE-101	1
Q30-994722	7

PRODUCT PHYSICAL CHARACTERISTICS:

WEIGHT PER GALLON:	8.31 lb/gal	
DENSITY OF ORGANIC SOLVENT BLEND:	7.47 lb/gal	
	<u>Weight</u>	<u>Volume</u>
NON-VOLATILE:	44.0%	37.8%
VOLATILE:	56.1%	62.2%
PERCENT OF WATER:	0.0%	0.0%
PERCENT OF EXEMPTS:	0.6%	0.5%

VOC INFORMATION:

VOC/GAL LESS WATER (LESS EXEMPTS):	4.63 lb/gal	555 g/L
ACTUAL VOC/GAL (WITH WATER WITH EXEMPTS):	4.60 lb/gal	551 g/L
VOC PER GALLON OF SOLIDS:	12.17 lb/gal	1458 g/L
VOC PER POUND OF SOLIDS:	1.26 lb/lb	

Product is NOT photochemically reactive as per SCAQMD rule 102

VOLATILE COMPOSITION: PERCENT OF TOTAL FORMULA:

<u>Component</u>	<u>Name</u>	<u>Weight</u>	<u>Volume</u>
100-41-4	Ethylbenzene	0.9	1.0
108-10-1	Methyl isobutyl ketone	1.4	1.7
108-32-7	Propylene carbonate	0.6	0.5
108-65-6	Propylene glycol monomethyl ether acetate	18.2	18.8
108-88-3	Toluene	1.7	2.0
123-86-4	n-Butyl acetate	24.6	27.9
1330-20-7	Xylenes	5.6	6.5

64742-48-9	Naphtha, petroleum, hydrotreated heavy	0.1	0.1
8032-32-4	VM and P naphtha	2.4	3.2

REGULATORY INFORMATION BASED ON 100 GALLONS DEFAULT

<u>Component</u>	<u>Name</u>	<u>lb</u>	<u>kg</u>	<u>HAPS</u>	<u>SARA</u>
100-41-4	Ethylbenzene	7.33	3.33	Yes	Yes
108-10-1	Methyl isobutyl ketone	11.35	5.14	Yes	Yes
108-88-3	Toluene	14.20	6.44	Yes	Yes
1330-20-7	Xylenes	46.51	21.09	Yes	Yes

POUND OF ORGANIC HAPS PER POUND OF SOLIDS: 0.22
POUND OF ORGANIC HAPS PER GALLON OF SOLIDS: 2.09
POUND OF ORGANIC HAPS PER GALLON OF PRODUCT: 0.79
PERCENT OF ORGANIC HAPS (VHAP): 9.5%

DISCLAIMER

This Environmental Data Sheet is not intended to replace the product's Material Safety Data Sheet.

The data contained in this Environmental Data Sheet is based on information provided to PPG by its suppliers and PPG's knowledge of PPG product formulations. PPG makes no representation or warranty regarding the accuracy of supplier furnished information or that this information or data will not change.

The information in this Environmental Data Sheet is not intended to and does not create legal rights or obligations. This information is provided for the sole use of PPG customers and is not for disclosure to competitors of PPG. PPG customers have an independent obligation to determine proper use of the information and that their use of the information is consistent with federal, state and local laws, rules and regulations.

Trace constituents present at levels less than 0.01 lb or kg are not included in the Regulatory Information section of this Environmental Data Sheet. Volatile HAPS present at levels less than 0.1% by weight for carcinogens and 1.0% for non-carcinogens will not be shown or will be indicated by a "No" in the Regulatory Section (under HAPS) of this Environmental Data Sheet.

Trace volatiles present at levels less than 0.1% by weight are not included in the Volatile Section of this Environmental Data Sheet.

Chemical compounds generated as a result of the curing process of this coating are not included on this Environmental Data Sheet.

The USEPA listing of VOC exempt compounds [40CFR51.000(s)] is used in calculating VOC values.

PPG Industries, Inc.

Environmental Data Sheet

Tuesday, August 26, 2025

Customer: PPG Strongsville
19699 Progress Drive
Strongsville/Ohio/44149
USA

PRODUCT DESCRIPTION: AU1M977410 RTS EDS

<u>PRODUCT ID</u>	<u>PARTS PER BLEND</u>
AU1M977410	7
AUE-101	1

PRODUCT PHYSICAL CHARACTERISTICS:

WEIGHT PER GALLON:	8.31 lb/gal	
DENSITY OF ORGANIC SOLVENT BLEND:	7.47 lb/gal	
	<u>Weight</u>	<u>Volume</u>
NON-VOLATILE:	43.3%	37.0%
VOLATILE:	56.7%	63.0%
PERCENT OF WATER:	0.0%	0.0%
PERCENT OF EXEMPTS:	0.6%	0.5%

VOC INFORMATION:

VOC/GAL LESS WATER (LESS EXEMPTS):	4.68 lb/gal	561 g/L
ACTUAL VOC/GAL (WITH WATER WITH EXEMPTS):	4.66 lb/gal	558 g/L
VOC PER GALLON OF SOLIDS:	12.57 lb/gal	1506 g/L
VOC PER POUND OF SOLIDS:	1.29 lb/lb	

Product is NOT photochemically reactive as per SCAQMD rule 102

VOLATILE COMPOSITION: PERCENT OF TOTAL FORMULA:

<u>Component</u>	<u>Name</u>	<u>Weight</u>	<u>Volume</u>
100-41-4	Ethylbenzene	0.9	1.0
108-10-1	Methyl isobutyl ketone	1.4	1.7
108-32-7	Propylene carbonate	0.6	0.5
108-65-6	Propylene glycol monomethyl ether acetate	19.0	19.7
108-88-3	Toluene	1.7	2.0
123-86-4	n-Butyl acetate	24.5	27.8
1330-20-7	Xylenes	5.6	6.5

REGULATORY INFORMATION BASED ON 100 GALLONS DEFAULT

<u>Component</u>	<u>Name</u>	<u>lb</u>	<u>kg</u>	<u>HAPS</u>	<u>SARA</u>
100-41-4	Ethylbenzene	7.35	3.34	Yes	Yes
108-10-1	Methyl isobutyl ketone	11.32	5.14	Yes	Yes
108-88-3	Toluene	14.16	6.42	Yes	Yes
1330-20-7	Xylenes	46.56	21.12	Yes	Yes

POUND OF ORGANIC HAPS PER POUND OF SOLIDS: 0.23

POUND OF ORGANIC HAPS PER GALLON OF SOLIDS: 2.13

POUND OF ORGANIC HAPS PER GALLON OF PRODUCT: 0.79

PERCENT OF ORGANIC HAPS (VHAP): 9.5%

DISCLAIMER

This Environmental Data Sheet is not intended to replace the product's Material Safety Data Sheet.

The data contained in this Environmental Data Sheet is based on information provided to PPG by its suppliers and PPG's knowledge of PPG product formulations. PPG makes no representation or warranty regarding the accuracy of supplier furnished information or that this information or data will not change.

The information in this Environmental Data Sheet is not intended to and does not create legal rights or obligations. This information is provided for the sole use of PPG customers and is not for disclosure to competitors of PPG. PPG customers have an independent obligation to determine proper use of the information and that their use of the information is consistent with federal, state and local laws, rules and regulations.

Trace constituents present at levels less than 0.01 lb or kg are not included in the Regulatory Information section of this Environmental Data Sheet. Volatile HAPS present at levels less than 0.1% by weight for carcinogens and 1.0% for non-carcinogens will not be shown or will be indicated by a "No" in the Regulatory Section (under HAPS) of this Environmental Data Sheet.

Trace volatiles present at levels less than 0.1% by weight are not included in the Volatile Section of this Environmental Data Sheet.

Chemical compounds generated as a result of the curing process of this coating are not included on this Environmental Data Sheet.

The USEPA listing of VOC exempt compounds [40CFR51.000(s)] is used in calculating VOC values.

PPG Industries, Inc.

Environmental Data Sheet

Thursday, August 28, 2025

Customer: PPG Strongsville
19699 Progress Drive
Strongsville/Ohio/44149
USA

PRODUCT DESCRIPTION: EPX-904 RTS EDS w EPX-901

<u>PRODUCT ID</u>	<u>PARTS PER BLEND</u>
EPX-901	1
EPX-904	1

PRODUCT PHYSICAL CHARACTERISTICS:

WEIGHT PER GALLON:	8.75 lb/gal	
DENSITY OF ORGANIC SOLVENT BLEND:	7.05 lb/gal	
	<u>Weight</u>	<u>Volume</u>
NON-VOLATILE:	38.7%	23.9%
VOLATILE:	61.3%	76.1%
PERCENT OF WATER:	0.0%	0.0%
PERCENT OF EXEMPTS:	0.0%	0.0%

VOC INFORMATION:

VOC/GAL LESS WATER (LESS EXEMPTS):	5.37 lb/gal	643 g/L
ACTUAL VOC/GAL (WITH WATER WITH EXEMPTS):	5.36 lb/gal	642 g/L
VOC PER GALLON OF SOLIDS:	22.44 lb/gal	2689 g/L
VOC PER POUND OF SOLIDS:	1.59 lb/lb	

Product is NOT photochemically reactive as per SCAQMD rule 102

VOLATILE COMPOSITION: PERCENT OF TOTAL FORMULA:

<u>Component</u>	<u>Name</u>	<u>Weight</u>	<u>Volume</u>
100-41-4	Ethylbenzene	0.7	0.8
107-98-2	Propylene glycol monomethyl ether	7.3	8.3
108-65-6	Propylene glycol monomethyl ether acetate	0.1	0.1
108-88-3	Toluene	6.7	8.1
110-19-0	Isobutyl acetate	8.8	10.6
112-07-2	2-Butoxyethyl acetate	3.7	4.1
1330-20-7	Xylenes	4.1	5.0

67-63-0	Isopropyl alcohol	19.0	25.3
763-69-9	Ethyl 3-ethoxypropanoate	3.0	3.3
78-83-1	Isobutyl alcohol	0.5	0.7
78-93-3	Methyl ethyl ketone	7.2	9.4

REGULATORY INFORMATION BASED ON 100 GALLONS DEFAULT

<u>Component</u>	<u>Name</u>	<u>lb</u>	<u>kg</u>	<u>HAPS</u>	<u>SARA</u>
100-41-4	Ethylbenzene	6.06	2.76	Yes	Yes
108-88-3	Toluene	58.92	26.72	Yes	Yes
1330-20-7	Xylenes	35.98	16.32	Yes	Yes
67-63-0	Isopropyl alcohol	166.55	75.54	No	Yes
*****	GLYCOL ETHERS (SARA REGULATED)	32.66	14.82	No	Yes
*****	ZINC COMPOUNDS	42.96	19.48	No	Yes
*****	ZINC IN ZINC COMPOUNDS	18.95	8.60	No	Yes
*****	GLYCOL ETHERS-HAPS REGULATED	32.33	14.66	Yes	No

POUND OF ORGANIC HAPS PER POUND OF SOLIDS: 0.88
POUND OF ORGANIC HAPS PER GALLON OF SOLIDS: 5.56
POUND OF ORGANIC HAPS PER GALLON OF PRODUCT: 1.33
PERCENT OF ORGANIC HAPS (VHAP): 15.2%

DISCLAIMER

This Environmental Data Sheet is not intended to replace the product's Material Safety Data Sheet.

The data contained in this Environmental Data Sheet is based on information provided to PPG by its suppliers and PPG's knowledge of PPG product formulations. PPG makes no representation or warranty regarding the accuracy of supplier furnished information or that this information or data will not change.

The information in this Environmental Data Sheet is not intended to and does not create legal rights or obligations. This information is provided for the sole use of PPG customers and is not for disclosure to competitors of PPG. PPG customers have an independent obligation to determine proper use of the information and that their use of the information is consistent with federal, state and local laws, rules and regulations.

Trace constituents present at levels less than 0.01 lb or kg are not included in the Regulatory Information section of this Environmental Data Sheet. Volatile HAPS present at levels less than 0.1% by weight for carcinogens and 1.0% for non-carcinogens will not be shown or will be indicated by a "No" in the Regulatory Section (under HAPS) of this Environmental Data Sheet.

Trace volatiles present at levels less than 0.1% by weight are not included in the Volatile Section of this Environmental Data Sheet.

Chemical compounds generated as a result of the curing process of this coating are not included on this Environmental Data Sheet.

The USEPA listing of VOC exempt compounds [40CFR51.000(s)] is used in calculating VOC values.

PPG Industries, Inc.

Environmental Data Sheet

Thursday, June 22, 2023

Customer: Clark Material Handling Company
700 Enterprise Drive
Lexington , KY 40510
United States
David Gadd

Product: Q30-996084/DR CLARK 5013 COBALT BLUE

PRODUCT PHYSICAL CHARACTERISTICS:

WEIGHT PER GALLON:		8.36 lb/gal
DENSITY OF ORGANIC SOLVENT BLEND:		7.50 lb/gal
	<u>Weight</u>	<u>Volume</u>
NON-VOLATILE:	39.6%	32.6%
VOLATILE:	60.4%	67.4%
PERCENT OF WATER:	0.0%	0.0%
PERCENT OF EXEMPTS:	0.7%	0.6%

VOC INFORMATION:

VOC/GAL LESS WATER (LESS EXEMPTS):	5.02 lb/gal	602 g/L
ACTUAL VOC/GAL (WITH WATER WITH EXEMPTS):	4.99 lb/gal	598 g/L
VOC PER GALLON OF SOLIDS:	15.31 lb/gal	1834 g/L
VOC PER POUND OF SOLIDS:	1.51 lb/lb	

Product is NOT photochemically reactive as per SCAQMD rule 102

VOLATILE COMPOSITION: PERCENT OF TOTAL FORMULA:

<u>Component</u>	<u>Name</u>	<u>Weight</u>	<u>Volume</u>
123-86-4	n-Butyl acetate	26.0	29.6
108-65-6	Propylene glycol monomethyl ether acetate	21.6	22.5
1330-20-7	Xylenes	4.6	5.4
8032-32-4	VM and P naphtha	2.7	3.7
108-88-3	Toluene	1.9	2.2
108-10-1	Methyl isobutyl ketone	1.5	1.9
100-41-4	Ethylbenzene	0.9	1.0
108-32-7	Propylene carbonate	0.7	0.6
64742-48-9	Naphtha, petroleum, hydrotreated heavy	0.2	0.2
	TOTAL OF REMAINING VOLATILES < 0.1%	0.3	0.4

REGULATORY INFORMATION BASED ON 100 GALLONS DEFAULT

<u>Component</u>	<u>Name</u>	<u>lb</u>	<u>kg</u>	<u>HAPS</u>	<u>SARA</u>
100-41-4	Ethylbenzene	7.26	3.29	Yes	Yes
108-10-1	Methyl isobutyl ketone	12.91	5.86	Yes	Yes
108-88-3	Toluene	16.16	7.33	Yes	Yes
1330-20-7	Xylenes	38.72	17.56	Yes	Yes

POUND OF ORGANIC HAPS PER POUND OF SOLIDS: 0.23
POUND OF ORGANIC HAPS PER GALLON OF SOLIDS: 2.30
POUND OF ORGANIC HAPS PER GALLON OF PRODUCT: 0.75
PERCENT OF ORGANIC HAPS (VHAP): 9.0%

DISCLAIMER

This Environmental Data Sheet is not intended to replace the product's Material Safety Data Sheet.

The data contained in this Environmental Data Sheet is based on information provided to PPG by its suppliers and PPG's knowledge of PPG product formulations. PPG makes no representation or warranty regarding the accuracy of supplier furnished information or that this information or data will not change.

The information in this Environmental Data Sheet is not intended to and does not create legal rights or obligations. This information is provided for the sole use of PPG customers and is not for disclosure to competitors of PPG. PPG customers have an independent obligation to determine proper use of the information and that their use of the information is consistent with federal, state and local laws, rules and regulations.

Trace constituents present at levels less than 0.01 lb or kg are not included in the Regulatory Information section of this Environmental Data Sheet. Volatile HAPS present at levels less than 0.1% by weight for carcinogens and 1.0% for non-carcinogens will not be shown or will be indicated by a "No" in the Regulatory Section (under HAPS) of this Environmental Data Sheet.

Trace volatiles present at levels less than 0.1% are not listed individually in the volatile section of this EDS. Total trace volatiles is reported as "Total of remaining volatiles < 0.1%".

Chemical compounds generated as a result of the curing process of this coating are not included on this Environmental Data Sheet.

The USEPA listing of VOC exempt compounds [40CFR51.000(s)] is used in calculating VOC values.

ENVIRONMENTAL DATA SHEET

(Certified Product Data Sheet)

Date of Preparation
Sep 21, 2020

07 00 [1170]

PRODUCT NUMBER

1804099

PRODUCT NAME

1804099 CLARK MATTE BLACK

MANUFACTURER'S NAME

CLARK MATERIAL HANDLING COMPANY
700 Enterprise Dr.
Lexington, KY 40510

This document includes all data required by 40 CFR 63.801(a) for a Certified Product Data Sheet under criteria specified in 40 CFR 63.805(a). All data given below are MAXIMUM THEORETICAL VALUES based on the product AS CURRENTLY FORMULATED. Variations may occur on individual batches due to adjustments made during production.

Hazard Category (for SARA 311.312)

1804099 = | Acute | Chronic | Fire |

Product Weight

6.57 lb/gal

Specific Gravity

0.79

FLASH POINT

-10 °F PMCC

Volatile Ingredients

Chemical / Compound	SARA 302 EHS	CERCLA	SARA 313 TC	HAPS 112	% by Weight	% by Volume
Propane 74-98-6	N	N	N	N	14	21
2-Methylpropane 75-28-5	N	N	N	N	8	11
Med. Aliphatic Hydrocarbon Solvent 64742-88-7	N	N	N	N	3	3
Stoddard Solvent 8052-41-3	N	N	N	N	3	3
Hydrotreated Heavy Petroleum Naphtha 64742-48-9	N	N	N	N	3	3
Ethylbenzene 100-41-4	N	Y	Y	Y	0.4	< 1
Xylene 1330-20-7	N	Y	Y	Y	2	2
Cumene 98-82-8	N	Y	Y	Y	0.1	< 1
Acetone 67-64-1	N	Y	N	N	35	35
n-Butyl Acetate 123-86-4	N	Y	N	N	5	5

Volatile Organic Compounds - U.S. EPA / Canada

	1804099	
	LB/Gal	g/L
Coating Density	6.57	787
	By wt	By vol
Total Volatiles	77.8%	87.1%
Federally exempt solvents		
Water	0.0%	0.0%
Acetone	35.2%	35.1%
Organic Volatiles	42.6%	52.0%
Percent Non-Volatile	22.2%	12.9%
VOC Content	LB/Gal	g/L
Total	2.79	335
Less exempt solvents	4.31	516
Of solids	21.63	2592
Of solids	1.91 lb/lb	1.91 kg/kg
	By wt	
By wt LVP-VOC	42.6%	

Maximum Incremental Reactivity (MIR) (per US EPA Aerosol Ctg Rule, MIR Values 2009) **0.81**

Volatile Organic Compounds - California

	1804099	
	LB/Gal	g/L
Coating Density	6.57	787
	By wt	By vol
Total Volatiles	77.8%	87.1%
Exempt solvents		
Water	0.0%	0.0%
Acetone	35.2%	35.1%
Organic Volatiles	42.6%	52.0%
Percent Non-Volatile	22.2%	12.9%
VOC Content	LB/Gal	g/L
Total	2.79	335
Less exempt solvents	4.31	516
Of solids	21.63	2592
Of solids	1.91 lb/lb	1.91 kg/kg
	By wt	
By wt LVP-VOC	42.6%	

Maximum Incremental Reactivity (MIR) (per California Air Resources Board Aerosol Products Regulation, MIR Values 2010) **0.78**

Volatile Organic Compounds - South Coast Air Quality Management District, California, US

	1804099	
	LB/Gal	g/L
Coating Density	6.57	787
	By wt	By vol
Total Volatiles	77.8%	87.1%
Exempt solvents		
Water	0.0%	0.0%
Acetone	35.2%	35.1%
Organic Volatiles	42.6%	52.0%
Percent Non-Volatile	22.2%	12.9%
VOC Content	LB/Gal	g/L
Total	2.79	335
Less exempt solvents	4.31	516
Of solids	21.63	2592
Of solids	1.91 lb/lb	1.91 kg/kg

Volatile Organic Compounds - EU Directive 2004/42/EC

	1804099	
	By wt	By vol
Total Volatiles	77.8%	87.1%
VOC Content	LB/Gal	g/L
Total	5.11	612

Volatile Organic Compounds - EU Directive 2010/75/EU

	1804099	
	By wt	By vol
Total Volatiles	77.8%	87.1%
VOC Content	LB/Gal	g/L
Total	5.11	612

Volatile Organic Compounds - Mexico

	1804099	
	LB/Gal	g/L
Coating Density	6.57	787
	By wt	By vol
Total Volatiles	77.8%	87.1%
Exempt solvents		
Water	0.0%	0.0%
Acetone	35.2%	35.1%
Organic Volatiles	42.6%	52.0%
Percent Non-Volatile	22.2%	12.9%
VOC Content	LB/Gal	g/L
Total	2.79	335
Less exempt solvents	4.31	516
Of solids	21.63	2592
Of solids	1.91 lb/lb	1.91 kg/kg

Hazardous Air Pollutants (Clean Air Act, Section 112(b))

	1804099	
	LB/Gal	kg/L
Volatile HAPS	0.19	0.022
Of solids	1.47	0.176
Of solids	0.13 lb/lb	0.13 kg/kg

Air Quality Data

Density of Organic Solvent Blend

5.87 lb/gal

Photochemically Reactive

Yes

Additional Regulatory Information

US EPA TSCA:

Not Applicable

Relevant identified uses of the substance or mixture and uses advised against:

Not Applicable

Waste Disposal

Waste from this product may be hazardous as defined under the Resource Conservation and Recovery Act (RCRA) 40 CFR 261. Waste must be tested for ignitability to determine the applicable EPA hazardous waste numbers.

Addition of reducers or other additives to this product may substantially alter the above data. Since conditions of use are outside our control, we make no warranties, express or implied, and assume no liability in connection with any use of this information.

ENVIRONMENTAL DATA SHEET
(Certified Product Data Sheet)

Date of Preparation
Sep 21, 2020

04 00 [3539]

PRODUCT NUMBER

1802023

PRODUCT NAME

High Performance Maintenance Paint, Clark Gray Primer

MANUFACTURER'S NAME

CLARK MATERIAL HANDLING COMPANY
700 Enterprise Dr.
Lexington, KY 40510

This document includes all data required by 40 CFR 63.801(a) for a Certified Product Data Sheet under criteria specified in 40 CFR 63.805(a). All data given below are MAXIMUM THEORETICAL VALUES based on the product AS CURRENTLY FORMULATED. Variations may occur on individual batches due to adjustments made during production.

Hazard Category (for SARA 311.312)

1802023 = | Acute | Chronic | Fire |

Product Weight

7.06 lb/gal

Specific Gravity

0.85

FLASH POINT

-10 °F PMCC

Volatile Ingredients

Chemical / Compound	SARA 302 EHS	CERCLA	SARA 313 TC	HAPS 112	% by Weight	% by Volume
Propane 74-98-6	N	N	N	N	12	20
Butane 106-97-8	N	N	N	N	6	9
Lt. Aliphatic Hydrocarbon Solvent 64742-89-8	N	N	N	N	2	2
Diacetone Alcohol 123-42-2	N	N	N	N	1	1
Acetone 67-64-1	N	Y	N	N	37	40
n-Butyl Acetate 123-86-4	N	Y	N	N	11	11
1-Methoxy-2-Propanol Acetate 108-65-6	N	N	N	N	2	2

Volatile Organic Compounds - U.S. EPA / Canada

	1802023	
	LB/Gal	g/L
Coating Density	7.06	846
	By wt	By vol
Total Volatiles	74.7%	87.3%
Federally exempt solvents		
Water	0.0%	0.0%
Acetone	37.1%	39.8%
Organic Volatiles	37.5%	47.5%
Percent Non-Volatile	25.3%	12.7%
VOC Content	LB/Gal	g/L
Total	2.64	317
Less exempt solvents	4.39	527
Of solids	20.92	2507
Of solids	1.48 lb/lb	1.48 kg/kg
	By wt	
By wt LVP-VOC	37.5%	

Maximum Incremental Reactivity (MIR) (per US EPA Aerosol Ctg Rule, MIR Values 2009) **0.56**

Volatile Organic Compounds - California

	1802023	
	LB/Gal	g/L
Coating Density	7.06	846
	By wt	By vol
Total Volatiles	74.7%	87.3%
Exempt solvents		
Water	0.0%	0.0%
Acetone	37.1%	39.8%
Organic Volatiles	37.5%	47.5%
Percent Non-Volatile	25.3%	12.7%
VOC Content	LB/Gal	g/L
Total	2.64	317
Less exempt solvents	4.39	527
Of solids	20.92	2507
Of solids	1.48 lb/lb	1.48 kg/kg
	By wt	
By wt LVP-VOC	37.5%	

Maximum Incremental Reactivity (MIR) (per California Air Resources Board Aerosol Products Regulation, MIR Values 2010) **0.51**

Volatile Organic Compounds - South Coast Air Quality Management District, California, US

	1802023	
	LB/Gal	g/L
Coating Density	7.06	846
	By wt	By vol
Total Volatiles	74.7%	87.3%
Exempt solvents		
Water	0.0%	0.0%
Acetone	37.1%	39.8%
Organic Volatiles	37.5%	47.5%
Percent Non-Volatile	25.3%	12.7%
VOC Content	LB/Gal	g/L
Total	2.64	317
Less exempt solvents	4.39	527
Of solids	20.92	2507
Of solids	1.48 lb/lb	1.48 kg/kg

Volatile Organic Compounds - EU Directive 2004/42/EC

	1802023	
	By wt	By vol
Total Volatiles	74.7%	87.3%
VOC Content	LB/Gal	g/L
Total	5.26	631

Volatile Organic Compounds - EU Directive 2010/75/EU

	1802023	
	By wt	By vol
Total Volatiles	74.7%	87.3%
VOC Content	LB/Gal	g/L
Total	5.26	631

Volatile Organic Compounds - Mexico

	1802023	
	LB/Gal	g/L
Coating Density	7.06	846
	By wt	By vol
Total Volatiles	74.7%	87.3%
Exempt solvents		
Water	0.0%	0.0%
Acetone	37.1%	39.8%
Organic Volatiles	37.5%	47.5%
Percent Non-Volatile	25.3%	12.7%
VOC Content	LB/Gal	g/L
Total	2.64	317
Less exempt solvents	4.39	527
Of solids	20.92	2507
Of solids	1.48 lb/lb	1.48 kg/kg

Hazardous Air Pollutants (Clean Air Act, Section 112(b))

	1802023	
	LB/Gal	kg/L
Volatile HAPS	0.00	0.000
Of solids	0.00	0.000
Of solids	0.00 lb/lb	0.00 kg/kg

Air Quality Data

Density of Organic Solvent Blend

6.03 lb/gal

Photochemically Reactive

No

Additional Regulatory Information

US EPA TSCA:

Not Applicable

Relevant identified uses of the substance or mixture and uses advised against:

Not Applicable

Waste Disposal

Waste from this product may be hazardous as defined under the Resource Conservation and Recovery Act (RCRA) 40 CFR 261. Waste must be tested for ignitability to determine the applicable EPA hazardous waste numbers.

Addition of reducers or other additives to this product may substantially alter the above data. Since conditions of use are outside our control, we make no warranties, express or implied, and assume no liability in connection with any use of this information.

SAFETY DATA SHEET



Date of issue/Date of revision 17 November 2016

Version 6

Section 1. Identification

Product name : XYLENE
Product code : Q80
Other means of identification : Not available.
Product type : Liquid.

Relevant identified uses of the substance or mixture and uses advised against

Product use : Industrial applications.
Use of the substance/ mixture : Coating. Paints. Painting-related materials.
Uses advised against : Not applicable.

Manufacturer : PPG Industries, Inc.
One PPG Place
Pittsburgh, PA 15272
Emergency telephone number : (412) 434-4515 (U.S.)
(514) 645-1320 (Canada)
01-800-00-21-400 (Mexico)

Technical Phone Number : (414) 764-6000 (OAK CREEK, WI) 8:00 a.m. - 5:00 p.m. Central

Section 2. Hazards identification

OSHA/HCS status : This material is considered hazardous by the OSHA Hazard Communication Standard (29 CFR 1910.1200).
Classification of the substance or mixture : FLAMMABLE LIQUIDS - Category 3
ACUTE TOXICITY (dermal) - Category 4
ACUTE TOXICITY (inhalation) - Category 4
SKIN IRRITATION - Category 2
EYE IRRITATION - Category 2A
CARCINOGENICITY - Category 2
TOXIC TO REPRODUCTION (Unborn child) - Category 2
SPECIFIC TARGET ORGAN TOXICITY (SINGLE EXPOSURE) (Respiratory tract irritation) - Category 3
SPECIFIC TARGET ORGAN TOXICITY (REPEATED EXPOSURE) (central nervous system (CNS), hearing organs, kidneys, liver) - Category 2

GHS label elements

Section 2. Hazards identification

Hazard pictograms**Signal word**

: Warning

Hazard statements

: Flammable liquid and vapor.
Harmful in contact with skin or if inhaled.
Causes serious eye irritation.
Causes skin irritation.
Suspected of damaging the unborn child.
Suspected of causing cancer.
May cause respiratory irritation.
May cause damage to organs through prolonged or repeated exposure. (central nervous system (CNS), hearing organs, kidneys, liver)

Precautionary statements**Prevention**

: Obtain special instructions before use. Do not handle until all safety precautions have been read and understood. Wear protective gloves. Wear eye or face protection. Wear protective clothing. Keep away from heat, hot surfaces, sparks, open flames and other ignition sources. No smoking. Use explosion-proof electrical, ventilating, lighting and all material-handling equipment. Use only non-sparking tools. Take precautionary measures against static discharge. Keep container tightly closed. Use only outdoors or in a well-ventilated area. Do not breathe vapor. Wash hands thoroughly after handling.

Response

: Get medical attention if you feel unwell. IF exposed or concerned: Get medical attention. IF INHALED: Remove person to fresh air and keep comfortable for breathing. Call a POISON CENTER or physician if you feel unwell. IF ON SKIN (or hair): Take off immediately all contaminated clothing. Rinse skin with water or shower. IF ON SKIN: Wash with plenty of soap and water. Call a POISON CENTER or physician if you feel unwell. Take off contaminated clothing and wash it before reuse. If skin irritation occurs: Get medical attention. IF IN EYES: Rinse cautiously with water for several minutes. Remove contact lenses, if present and easy to do. Continue rinsing. If eye irritation persists: Get medical attention.

Storage

: Store locked up. Store in a well-ventilated place. Keep cool.

Disposal

: Dispose of contents and container in accordance with all local, regional, national and international regulations.

Supplemental label elements

: Repeated exposure to high vapor concentrations may cause irritation of the respiratory system and permanent brain and nervous system damage. Inhalation of vapor/aerosol concentrations above the recommended exposure limits causes headaches, drowsiness and nausea and may lead to unconsciousness or death. Avoid contact with skin and clothing. Wash thoroughly after handling. Emits toxic fumes when heated.

Hazards not otherwise classified

: Prolonged or repeated contact may dry skin and cause irritation.

Section 3. Composition/information on ingredients

Substance/mixture : Mixture
Product name : XYLENE

Ingredient name	%	CAS number
Xylene	≥75 - ≤90	1330-20-7
ethylbenzene	≥10 - ≤16	100-41-4
toluene	<1.0	108-88-3

SUB codes represent substances without registered CAS Numbers.

Any concentration shown as a range is to protect confidentiality or is due to batch variation.

There are no additional ingredients present which, within the current knowledge of the supplier and in the concentrations applicable, are classified as hazardous to health or the environment and hence require reporting in this section.

Occupational exposure limits, if available, are listed in Section 8.

Section 4. First aid measures

If ingestion, irritation, any type of overexposure or symptoms of overexposure occur during or persists after use of this product, contact a POISON CONTROL CENTER, EMERGENCY ROOM OR PHYSICIAN immediately; have Safety Data Sheet information available. Never give anything by mouth to an unconscious or convulsing person.

Description of necessary first aid measures

- Eye contact** : Remove contact lenses, irrigate copiously with clean, fresh water, holding the eyelids apart for at least 10 minutes and seek immediate medical advice.
- Inhalation** : Remove to fresh air. Keep person warm and at rest. If not breathing, if breathing is irregular or if respiratory arrest occurs, provide artificial respiration or oxygen by trained personnel.
- Skin contact** : Remove contaminated clothing and shoes. Wash skin thoroughly with soap and water or use recognized skin cleanser. Do NOT use solvents or thinners.
- Ingestion** : If swallowed, seek medical advice immediately and show this container or label. Keep person warm and at rest. Do NOT induce vomiting.

Most important symptoms/effects, acute and delayed

Potential acute health effects

- Eye contact** : Causes serious eye irritation.
- Inhalation** : Harmful if inhaled. May cause respiratory irritation.
- Skin contact** : Harmful in contact with skin. Causes skin irritation. Defatting to the skin.
- Ingestion** : No known significant effects or critical hazards.

Over-exposure signs/symptoms

- Eye contact** : Adverse symptoms may include the following:
pain or irritation
watering
redness

Section 4. First aid measures

- Inhalation** : Adverse symptoms may include the following:
respiratory tract irritation
coughing
reduced fetal weight
increase in fetal deaths
skeletal malformations
- Skin contact** : Adverse symptoms may include the following:
irritation
redness
dryness
cracking
reduced fetal weight
increase in fetal deaths
skeletal malformations
- Ingestion** : Adverse symptoms may include the following:
reduced fetal weight
increase in fetal deaths
skeletal malformations

Indication of immediate medical attention and special treatment needed, if necessary

- Notes to physician** : Treat symptomatically. Contact poison treatment specialist immediately if large quantities have been ingested or inhaled.
- Specific treatments** : No specific treatment.
- Protection of first-aiders** : No action shall be taken involving any personal risk or without suitable training. If it is suspected that fumes are still present, the rescuer should wear an appropriate mask or self-contained breathing apparatus. It may be dangerous to the person providing aid to give mouth-to-mouth resuscitation. Wash contaminated clothing thoroughly with water before removing it, or wear gloves.

See toxicological information (Section 11)

Section 5. Fire-fighting measures

Extinguishing media

- Suitable extinguishing media** : Use dry chemical, CO₂, water spray (fog) or foam.
- Unsuitable extinguishing media** : Do not use water jet.
- Specific hazards arising from the chemical** : Flammable liquid and vapor. In a fire or if heated, a pressure increase will occur and the container may burst, with the risk of a subsequent explosion. Vapors may accumulate in low or confined areas or travel a considerable distance to a source of ignition and flash back. Runoff to sewer may create fire or explosion hazard.
- Hazardous thermal decomposition products** : Decomposition products may include the following materials:
carbon dioxide
carbon monoxide

Section 5. Fire-fighting measures

- Special protective actions for fire-fighters** : Promptly isolate the scene by removing all persons from the vicinity of the incident if there is a fire. No action shall be taken involving any personal risk or without suitable training. Move containers from fire area if this can be done without risk. Use water spray to keep fire-exposed containers cool.
- Special protective equipment for fire-fighters** : Fire-fighters should wear appropriate protective equipment and self-contained breathing apparatus (SCBA) with a full face-piece operated in positive pressure mode.

Section 6. Accidental release measures

Personal precautions, protective equipment and emergency procedures

- For non-emergency personnel** : No action shall be taken involving any personal risk or without suitable training. Evacuate surrounding areas. Keep unnecessary and unprotected personnel from entering. Do not touch or walk through spilled material. Shut off all ignition sources. No flares, smoking or flames in hazard area. Avoid breathing vapor or mist. Provide adequate ventilation. Wear appropriate respirator when ventilation is inadequate. Put on appropriate personal protective equipment.
- For emergency responders** : If specialized clothing is required to deal with the spillage, take note of any information in Section 8 on suitable and unsuitable materials. See also the information in "For non-emergency personnel".
- Environmental precautions** : Avoid dispersal of spilled material and runoff and contact with soil, waterways, drains and sewers. Inform the relevant authorities if the product has caused environmental pollution (sewers, waterways, soil or air).

Methods and materials for containment and cleaning up

- Small spill** : Stop leak if without risk. Move containers from spill area. Use spark-proof tools and explosion-proof equipment. Dilute with water and mop up if water-soluble. Alternatively, or if water-insoluble, absorb with an inert dry material and place in an appropriate waste disposal container. Dispose of via a licensed waste disposal contractor.
- Large spill** : Stop leak if without risk. Move containers from spill area. Use spark-proof tools and explosion-proof equipment. Approach release from upwind. Prevent entry into sewers, water courses, basements or confined areas. Wash spillages into an effluent treatment plant or proceed as follows. Contain and collect spillage with non-combustible, absorbent material e.g. sand, earth, vermiculite or diatomaceous earth and place in container for disposal according to local regulations (see Section 13). Dispose of via a licensed waste disposal contractor. Contaminated absorbent material may pose the same hazard as the spilled product. Note: see Section 1 for emergency contact information and Section 13 for waste disposal.

Section 7. Handling and storage

Precautions for safe handling

- Protective measures** : Put on appropriate personal protective equipment (see Section 8). Avoid exposure - obtain special instructions before use. Avoid exposure during pregnancy. Do not handle until all safety precautions have been read and understood. Do not get in eyes or on skin or clothing. Do not breathe vapor or mist. Do not ingest. Use only with adequate ventilation. Wear appropriate respirator when ventilation is inadequate. Do not enter storage areas and confined spaces unless adequately ventilated. Keep in the original container or an approved alternative made from a compatible material, kept tightly closed when not in use. Store and use away from heat, sparks, open flame or any other ignition source. Use explosion-proof electrical (ventilating, lighting and material handling) equipment. Use only non-sparking tools. Take precautionary measures against electrostatic discharges. Empty containers retain product residue and can be hazardous. Do not reuse container.
- Special precautions** : Vapors may accumulate in low or confined areas or travel a considerable distance to a source of ignition and flash back. Vapors are heavier than air and may spread along floors. If this material is part of a multiple component system, read the Safety Data Sheet(s) for the other component or components before blending as the resulting mixture may have the hazards of all of its parts.
- Advice on general occupational hygiene** : Eating, drinking and smoking should be prohibited in areas where this material is handled, stored and processed. Workers should wash hands and face before eating, drinking and smoking. Remove contaminated clothing and protective equipment before entering eating areas. See also Section 8 for additional information on hygiene measures.
- Conditions for safe storage, including any incompatibilities** : Do not store above the following temperature: 35°C (95°F). Store in accordance with local regulations. Store in a segregated and approved area. Store in original container protected from direct sunlight in a dry, cool and well-ventilated area, away from incompatible materials (see Section 10) and food and drink. Store locked up. Eliminate all ignition sources. Separate from oxidizing materials. Keep container tightly closed and sealed until ready for use. Containers that have been opened must be carefully resealed and kept upright to prevent leakage. Do not store in unlabeled containers. Use appropriate containment to avoid environmental contamination.

Section 8. Exposure controls/personal protection

Control parameters

Occupational exposure limits

Ingredient name	Exposure limits
xylene	<p>ACGIH TLV (United States, 3/2015). STEL: 651 mg/m³ 15 minutes. STEL: 150 ppm 15 minutes. TWA: 434 mg/m³ 8 hours. TWA: 100 ppm 8 hours.</p> <p>OSHA PEL (United States, 2/2013). TWA: 435 mg/m³ 8 hours. TWA: 100 ppm 8 hours.</p>
ethylbenzene	<p>ACGIH TLV (United States, 3/2015). TWA: 20 ppm 8 hours.</p> <p>OSHA PEL (United States, 2/2013). TWA: 435 mg/m³ 8 hours.</p>

Section 8. Exposure controls/personal protection

toluene

TWA: 100 ppm 8 hours.
OSHA PEL Z2 (United States, 2/2013).
 AMP: 500 ppm 10 minutes.
 CEIL: 300 ppm
 TWA: 200 ppm 8 hours.
ACGIH TLV (United States, 3/2015).
 TWA: 20 ppm 8 hours.

Key to abbreviations

A	= Acceptable Maximum Peak	S	= Potential skin absorption
ACGIH	= American Conference of Governmental Industrial Hygienists.	SR	= Respiratory sensitization
C	= Ceiling Limit	SS	= Skin sensitization
F	= Fume	STEL	= Short term Exposure limit values
IPEL	= Internal Permissible Exposure Limit	TD	= Total dust
OSHA	= Occupational Safety and Health Administration.	TLV	= Threshold Limit Value
R	= Respirable	TWA	= Time Weighted Average
Z	= OSHA 29 CFR 1910.1200 Subpart Z - Toxic and Hazardous Substances		

Consult local authorities for acceptable exposure limits.

Recommended monitoring procedures : If this product contains ingredients with exposure limits, personal, workplace atmosphere or biological monitoring may be required to determine the effectiveness of the ventilation or other control measures and/or the necessity to use respiratory protective equipment. Reference should be made to appropriate monitoring standards. Reference to national guidance documents for methods for the determination of hazardous substances will also be required.

Appropriate engineering controls : Use only with adequate ventilation. Use process enclosures, local exhaust ventilation or other engineering controls to keep worker exposure to airborne contaminants below any recommended or statutory limits. The engineering controls also need to keep gas, vapor or dust concentrations below any lower explosive limits. Use explosion-proof ventilation equipment.

Environmental exposure controls : Emissions from ventilation or work process equipment should be checked to ensure they comply with the requirements of environmental protection legislation. In some cases, fume scrubbers, filters or engineering modifications to the process equipment will be necessary to reduce emissions to acceptable levels.

Individual protection measures

Hygiene measures : Wash hands, forearms and face thoroughly after handling chemical products, before eating, smoking and using the lavatory and at the end of the working period. Appropriate techniques should be used to remove potentially contaminated clothing. Wash contaminated clothing before reusing. Ensure that eyewash stations and safety showers are close to the workstation location.

Eye/face protection : Chemical splash goggles.

Skin protection

Hand protection : Chemical-resistant, impervious gloves complying with an approved standard should be worn at all times when handling chemical products if a risk assessment indicates this is necessary. Considering the parameters specified by the glove manufacturer, check during use that the gloves are still retaining their protective properties. It should be noted that the time to breakthrough for any glove material may be different for different glove manufacturers. In the case of mixtures, consisting of several substances, the protection time of the gloves cannot be accurately estimated.

Section 8. Exposure controls/personal protection

- Gloves** : For prolonged or repeated handling, use the following type of gloves:
- Recommended: polyvinyl alcohol (PVA), Viton®
Not recommended: nitrile rubber
- Body protection** : Personal protective equipment for the body should be selected based on the task being performed and the risks involved and should be approved by a specialist before handling this product. When there is a risk of ignition from static electricity, wear anti-static protective clothing. For the greatest protection from static discharges, clothing should include anti-static overalls, boots and gloves.
- Other skin protection** : Appropriate footwear and any additional skin protection measures should be selected based on the task being performed and the risks involved and should be approved by a specialist before handling this product.
- Respiratory protection** : Respirator selection must be based on known or anticipated exposure levels, the hazards of the product and the safe working limits of the selected respirator. If workers are exposed to concentrations above the exposure limit, they must use appropriate, certified respirators. Use a properly fitted, air-purifying or air-fed respirator complying with an approved standard if a risk assessment indicates this is necessary.

Section 9. Physical and chemical properties

Appearance

- Physical state** : Liquid.
- Color** : Not available.
- Odor** : Not available.
- Odor threshold** : Not available.
- pH** : Not available.
- Melting point** : Not available.
- Boiling point** : >37.78°C (>100°F)
- Flash point** : Closed cup: 27.22°C (81°F)
- Material supports combustion.** : Yes.
- Auto-ignition temperature** : Not available.
- Decomposition temperature** : Not available.
- Flammability (solid, gas)** : Not available.
- Lower and upper explosive (flammable) limits** : Lower: 1%
- Evaporation rate** : 0.63 (butyl acetate = 1)
- Vapor pressure** : 0.93 kPa (7 mm Hg) [room temperature]
- Vapor density** : Not available.
- Relative density** : 0.87
- Density (lbs / gal)** : 7.26
- Solubility** : Insoluble in the following materials: cold water.
- Partition coefficient: n-octanol/water** : Not available.
- Viscosity** : Kinematic (40°C (104°F)): >0.21 cm²/s (>21 cSt)

Section 9. Physical and chemical properties

Volatility : 100% (v/v), 100% (w/w)

% Solid. (w/w) : 0

Section 10. Stability and reactivity

Reactivity : No specific test data related to reactivity available for this product or its ingredients.

Chemical stability : The product is stable.

Possibility of hazardous reactions : Under normal conditions of storage and use, hazardous reactions will not occur.

Conditions to avoid : When exposed to high temperatures may produce hazardous decomposition products. Refer to protective measures listed in sections 7 and 8.

Incompatible materials : Keep away from the following materials to prevent strong exothermic reactions: oxidizing agents, strong alkalis, strong acids.

Hazardous decomposition products : Decomposition products may include the following materials: carbon monoxide, carbon dioxide, smoke, oxides of nitrogen.

Section 11. Toxicological information

Information on toxicological effects

Acute toxicity

Product/ingredient name	Result	Species	Dose	Exposure
xylene	LC50 Inhalation Gas.	Rat	6670 ppm	4 hours
	LC50 Inhalation Vapor	Rat	5000 ppm	4 hours
	LD50 Dermal	Rabbit	>1.7 g/kg	-
	LD50 Oral	Rat	4.3 g/kg	-
ethylbenzene	LC50 Inhalation Vapor	Rat	4000 ppm	4 hours
	LD50 Dermal	Rabbit	17.8 g/kg	-
	LD50 Oral	Rat	3.5 g/kg	-
toluene	LC50 Inhalation Vapor	Rat	49 g/m ³	4 hours
	LC50 Inhalation Vapor	Rat	8000 ppm	4 hours
	LD50 Dermal	Rabbit	8.39 g/kg	-
	LD50 Oral	Rat	636 mg/kg	-

Conclusion/Summary : There are no data available on the mixture itself.

Irritation/Corrosion

Product/ingredient name	Result	Species	Score	Exposure	Observation
xylene	Skin - Moderate irritant	Rabbit	-	24 hours 500 mg	-

Conclusion/Summary

Skin : There are no data available on the mixture itself.

Eyes : There are no data available on the mixture itself.

Section 11. Toxicological information

Respiratory : There are no data available on the mixture itself.

Sensitization

Conclusion/Summary

Skin : There are no data available on the mixture itself.

Respiratory : There are no data available on the mixture itself.

Mutagenicity

Conclusion/Summary : There are no data available on the mixture itself.

Carcinogenicity

Conclusion/Summary : There are no data available on the mixture itself.

Classification

Product/ingredient name	OSHA	IARC	NTP
xylene	-	3	-
ethylbenzene	-	2B	-
toluene	-	3	-

Carcinogen Classification code:

IARC: 1, 2A, 2B, 3, 4

NTP: Known to be a human carcinogen; Reasonably anticipated to be a human carcinogen

OSHA: +

Not listed/not regulated: -

Reproductive toxicity

Conclusion/Summary : There are no data available on the mixture itself.

Teratogenicity

Conclusion/Summary : There are no data available on the mixture itself.

Specific target organ toxicity (single exposure)

Name	Category
xylene	Category 3
toluene	Category 3

Specific target organ toxicity (repeated exposure)

Name	Category
xylene	Category 2
ethylbenzene	Category 2
toluene	Category 2

Target organs

: Contains material which causes damage to the following organs: brain.
Contains material which may cause damage to the following organs: kidneys, lungs, the nervous system, liver, gastrointestinal tract, upper respiratory tract, skin, central nervous system (CNS), ears, eye, lens or cornea.

Aspiration hazard

Name	Result
xylene	ASPIRATION HAZARD - Category 1
ethylbenzene	ASPIRATION HAZARD - Category 1
toluene	ASPIRATION HAZARD - Category 1

Section 11. Toxicological information

Information on the likely routes of exposure

Potential acute health effects

- Eye contact** : Causes serious eye irritation.
- Inhalation** : Harmful if inhaled. May cause respiratory irritation.
- Skin contact** : Harmful in contact with skin. Causes skin irritation. Defatting to the skin.
- Ingestion** : No known significant effects or critical hazards.

Over-exposure signs/symptoms

- Eye contact** : Adverse symptoms may include the following:
pain or irritation
watering
redness
- Inhalation** : Adverse symptoms may include the following:
respiratory tract irritation
coughing
reduced fetal weight
increase in fetal deaths
skeletal malformations
- Skin contact** : Adverse symptoms may include the following:
irritation
redness
dryness
cracking
reduced fetal weight
increase in fetal deaths
skeletal malformations
- Ingestion** : Adverse symptoms may include the following:
reduced fetal weight
increase in fetal deaths
skeletal malformations

Delayed and immediate effects and also chronic effects from short and long term exposure

- Conclusion/Summary** : There are no data available on the mixture itself. Exposure to component solvent vapor concentrations in excess of the stated occupational exposure limit may result in adverse health effects such as mucous membrane and respiratory system irritation and adverse effects on the kidneys, liver and central nervous system. Symptoms and signs include headache, dizziness, fatigue, muscular weakness, drowsiness and, in extreme cases, loss of consciousness. Solvents may cause some of the above effects by absorption through the skin. There is some evidence that repeated exposure to organic solvent vapors in combination with constant loud noise can cause greater hearing loss than expected from exposure to noise alone. If splashed in the eyes, the liquid may cause irritation and reversible damage. Ingestion may cause nausea, diarrhea and vomiting. This takes into account, where known, delayed and immediate effects and also chronic effects of components from short-term and long-term exposure by oral, inhalation and dermal routes of exposure and eye contact.

Short term exposure

- Potential immediate effects** : There are no data available on the mixture itself.
- Potential delayed effects** : There are no data available on the mixture itself.

Long term exposure

Section 11. Toxicological information

Potential immediate effects : There are no data available on the mixture itself.

Potential delayed effects : There are no data available on the mixture itself.

Potential chronic health effects

General : May cause damage to organs through prolonged or repeated exposure. Prolonged or repeated contact can defat the skin and lead to irritation, cracking and/or dermatitis.

Carcinogenicity : Suspected of causing cancer. Risk of cancer depends on duration and level of exposure.

Mutagenicity : No known significant effects or critical hazards.

Teratogenicity : Suspected of damaging the unborn child.

Developmental effects : No known significant effects or critical hazards.

Fertility effects : No known significant effects or critical hazards.

Numerical measures of toxicity

Acute toxicity estimates

Route	ATE value
Oral	4174.2 mg/kg
Dermal	1300.5 mg/kg
Inhalation (gases)	6244.2 ppm
Inhalation (vapors)	11.05 mg/l
Inhalation (dusts and mists)	1.506 mg/l

Section 12. Ecological information

Toxicity

Product/ingredient name	Result	Species	Exposure
ethylbenzene	Acute LC50 150 to 200 mg/l Fresh water	Fish - Lepomis macrochirus - Young of the year	96 hours

Persistence and degradability

Product/ingredient name	Aquatic half-life	Photolysis	Biodegradability
xylylene	-	-	Readily
ethylbenzene	-	-	Readily
toluene	-	-	Readily

Bioaccumulative potential

Product/ingredient name	LogP _{ow}	BCF	Potential
xylylene	3.16	7.4 to 18.5	low
ethylbenzene	3.15	79.43	low
toluene	2.73	8.32	low

Mobility in soil

Soil/water partition coefficient (K_{oc}) : Not available.

Section 12. Ecological information

Section 13. Disposal considerations

Disposal methods : The generation of waste should be avoided or minimized wherever possible. Disposal of this product, solutions and any by-products should at all times comply with the requirements of environmental protection and waste disposal legislation and any regional local authority requirements. Dispose of surplus and non-recyclable products via a licensed waste disposal contractor. Waste should not be disposed of untreated to the sewer unless fully compliant with the requirements of all authorities with jurisdiction. Waste packaging should be recycled. Incineration or landfill should only be considered when recycling is not feasible. This material and its container must be disposed of in a safe way. Care should be taken when handling emptied containers that have not been cleaned or rinsed out. Empty containers or liners may retain some product residues. Vapor from product residues may create a highly flammable or explosive atmosphere inside the container. Do not cut, weld or grind used containers unless they have been cleaned thoroughly internally. Avoid dispersal of spilled material and runoff and contact with soil, waterways, drains and sewers.

Disposal should be in accordance with applicable regional, national and local laws and regulations.

Refer to Section 7: HANDLING AND STORAGE and Section 8: EXPOSURE CONTROLS/PERSONAL PROTECTION for additional handling information and protection of employees. Section 6. Accidental release measures

14. Transport information

	DOT	IMDG	IATA
UN number	1307	1307	1307
UN proper shipping name	XYLENES	XYLENES	XYLENES
Transport hazard class (es)	3	3	3
Packing group	III	III	III
Environmental hazards	No.	No.	No.
Marine pollutant substances	Not applicable.	Not applicable.	Not applicable.
Product RQ (lbs)	118.22	Not applicable.	Not applicable.
RQ substances	(xylene, ethylbenzene)	Not applicable.	Not applicable.

Additional information

DOT : Package sizes shipped in quantities less than the product reportable quantity are not subject to the RQ (reportable quantity) transportation requirements.

IMDG : None identified.

IATA : None identified.

Special precautions for user : **Transport within user's premises:** always transport in closed containers that are upright and secure. Ensure that persons transporting the product know what to do in the event of an accident or spillage.

Product code Q80

Date of issue 17 November 2016 Version 6

Product name XYLENE

14. Transport information

Section 15. Regulatory information

United States

United States inventory (TSCA 8b) : All components are listed or exempted.

U.S. Federal regulations :

SARA 302/304

SARA 304 RQ : Not applicable.

Composition/information on ingredients

No products were found.

SARA 311/312

Classification : Fire hazard
Immediate (acute) health hazard
Delayed (chronic) health hazard

Composition/information on ingredients

Name	Fire hazard	Sudden release of pressure	Reactive	Immediate (acute) health hazard	Delayed (chronic) health hazard
Xylene	Yes.	No.	No.	Yes.	Yes.
ethylbenzene	Yes.	No.	No.	Yes.	Yes.
toluene	Yes.	No.	No.	Yes.	Yes.

SARA 313

Supplier notification	Chemical name	CAS number	Concentration
	xylene	1330-20-7	60 - 100
	ethylbenzene	100-41-4	10 - 30

SARA 313 notifications must not be detached from the SDS and any copying and redistribution of the SDS shall include copying and redistribution of the notice attached to copies of the SDS subsequently redistributed.

Additional environmental information is contained on the Environmental Data Sheet for this product, which can be obtained from your PPG representative.

California Prop. 65

WARNING: This product contains a chemical known to the State of California to cause cancer and birth defects or other reproductive harm.

Section 16. Other information

Hazardous Material Information System (U.S.A.)

Health : 2 * Flammability : 3 Physical hazards : 0

(*) - Chronic effects

Caution: HMIS® ratings are based on a 0-4 rating scale, with 0 representing minimal hazards or risks, and 4 representing significant hazards or risks. Although HMIS® ratings are not required on MSDSs under 29 CFR 1910.1200, the preparer may choose to provide them. HMIS® ratings are to be used with a fully implemented HMIS® program. HMIS® is a registered mark of the National Paint & Coatings Association (NPCA). HMIS® materials may be purchased exclusively from J. J. Keller (800) 327-6868.

The customer is responsible for determining the PPE code for this material.

Section 16. Other information

National Fire Protection Association (U.S.A.)

Health : 2 Flammability : 3 Instability : 0

Date of previous issue : 4/25/2016

Organization that prepared the MSDS : EHS

Key to abbreviations : ATE = Acute Toxicity Estimate
BCF = Bioconcentration Factor
GHS = Globally Harmonized System of Classification and Labelling of Chemicals
IATA = International Air Transport Association
IBC = Intermediate Bulk Container
IMDG = International Maritime Dangerous Goods
LogPow = logarithm of the octanol/water partition coefficient
MARPOL = International Convention for the Prevention of Pollution From Ships, 1973 as modified by the Protocol of 1978. ("Marpol" = marine pollution)
UN = United Nations

✔ Indicates information that has changed from previously issued version.

Disclaimer

The information contained in this data sheet is based on present scientific and technical knowledge. The purpose of this information is to draw attention to the health and safety aspects concerning the products supplied by PPG, and to recommend precautionary measures for the storage and handling of the products. No warranty or guarantee is given in respect of the properties of the products. No liability can be accepted for any failure to observe the precautionary measures described in this data sheet or for any misuse of the products.

Appendix D

Equipment Specification Sheets

Owner's Manual & Safety Instructions

Save This Manual Keep this manual for the safety warnings and precautions, assembly, operating, inspection, maintenance and cleaning procedures. Write the product's serial number in the back of the manual near the assembly diagram (or month and year of purchase if product has no number). Keep this manual and the receipt in a safe and dry place for future reference.

REV 15g

CENTRALPNEUMATIC®

professional HVLP spray gun



NOTICE

CLEAN IMMEDIATELY

Clean the Spray Gun IMMEDIATELY after EVERY use, in between coats, and when it will be idle for more than 5 minutes.

Delayed or inadequate cleaning will permanently clog the Spray Gun.

Visit our website at: <http://www.harborfreight.com>
Email our technical support at: productsupport@harborfreight.com

ITEM 68843

When unpacking, make sure that the product is intact and undamaged. If any parts are missing or broken, please call 1-888-866-5797 as soon as possible.

Copyright© 2013 by Harbor Freight Tools®. All rights reserved.

No portion of this manual or any artwork contained herein may be reproduced in any shape or form without the express written consent of Harbor Freight Tools. Diagrams within this manual may not be drawn proportionally. Due to continuing improvements, actual product may differ slightly from the product described herein. Tools required for assembly and service may not be included.

⚠WARNING

Read this material before using this product. Failure to do so can result in serious injury. SAVE THIS MANUAL.

NOTICE






Clean the Spray Gun IMMEDIATELY after EVERY use.
Delayed or inadequate cleaning will permanently clog the Spray Gun.
Latex paint hardens quickly and permanently inside Spray Gun.

Table of Contents

Safety	2	Maintenance	15
Specifications	5	Parts List and Diagram	18
Setup	6	Warranty	20
Operation	9		

CENTRALPNEUMATIC®

WARNING SYMBOLS AND DEFINITIONS

	This is the safety alert symbol. It is used to alert you to potential personal injury hazards. Obey all safety messages that follow this symbol to avoid possible injury or death.
	Indicates a hazardous situation which, if not avoided, will result in death or serious injury.
	Indicates a hazardous situation which, if not avoided, could result in death or serious injury.
	Indicates a hazardous situation which, if not avoided, could result in minor or moderate injury.
	Addresses practices not related to personal injury.

IMPORTANT SAFETY INSTRUCTIONS

INSTRUCTIONS PERTAINING TO A RISK OF FIRE, ELECTRIC SHOCK, OR INJURY TO PERSONS

The warnings and precautions discussed in this manual cannot cover all possible conditions and situations that may occur. It must be understood by the operator that common sense and caution are factors which cannot be built into this product, but must be supplied by the operator.

WARNING – When using tools, basic precautions should always be followed, including the following:

Work Area

- Keep the work area clean and well lit.**
Cluttered benches and dark areas increase the risks of electric shock, fire, and injury to persons.
- Keep bystanders, children, and visitors away while operating the tool.** Distractions are able to result in the loss of control of the tool.

NOTICE

Clean the Spray Gun **IMMEDIATELY** after **EVERY** use.
Delayed or inadequate cleaning will permanently clog the Spray Gun.
Latex paint hardens quickly and permanently inside Spray Gun.

Personal Safety

- a. **Stay alert. Watch what you are doing and use common sense when operating the tool. Do not use the tool while tired or under the influence of drugs, alcohol, or medication.** A moment of inattention while operating the tool increases the risk of injury to persons.
- b. **Dress properly. Do not wear loose clothing or jewelry. Contain long hair. Keep hair, clothing, and gloves away from moving parts.** Loose clothes, jewelry, or long hair increases the risk of injury to persons as a result of being caught in moving parts.
- c. **Do not overreach. Keep proper footing and balance at all times.** Proper footing and balance enables better control of the tool in unexpected situations.
- d. **Use safety equipment.** Wear protective paint spraying gloves and a NIOSH-approved respirator during use. Non-skid safety shoes and a hard hat must be used for the applicable conditions.
- e. **Always wear eye protection.** Wear ANSI-approved safety goggles.



Tool Use and Care

- a. **Do not force the tool.** Use the correct tool for the application. The correct tool will do the job better and safer at the rate for which the tool is designed.
- b. **Disconnect the tool from the air source before making any adjustments, changing accessories, or storing the tool.** Such preventive safety measures reduce the risk of starting the tool unintentionally. Turn off and detach the air supply, safely discharge any residual air pressure, and release the throttle and/or turn the switch to its off position before leaving the work area.
- c. **Store the tool when it is idle out of reach of children and other untrained persons.** A tool is dangerous in the hands of untrained users.
- d. **Check for misalignment or binding of moving parts, breakage of parts, and any other condition that affects the tool's operation.** If damaged, have the tool serviced before using. Many accidents are caused by poorly maintained tools. There is a risk of bursting if the tool is damaged.
- e. **Use only accessories that are identified by the manufacturer for the specific tool model.** Use of an accessory not intended for use with the specific tool model, increases the risk of injury to persons.


Service

- a. **Tool service must be performed only by qualified repair personnel.**
- b. **When servicing a tool, use only identical replacement parts. Use only authorized parts.**
- c. **Use only lubricants supplied with the tool or specified by the manufacturer.**

NOTICE

Clean the Spray Gun IMMEDIATELY after EVERY use.
Delayed or inadequate cleaning will permanently clog the Spray Gun.
Latex paint hardens quickly and permanently inside Spray Gun.

Air Source





- a.  **Never connect to an air source that is capable of exceeding 200 psi.** Over pressurizing the tool may cause bursting, abnormal operation, breakage of the tool or serious injury to persons. Use only clean, dry, regulated compressed air at the rated pressure or within the rated pressure range as marked on the tool. Always verify prior to using the tool that the air source has been adjusted to the rated air pressure or within the rated air-pressure range.
- b. **Never use oxygen, carbon dioxide, combustible gases or any bottled gas as an air source for the tool.** Such gases are capable of explosion and serious injury to persons.



SAVE THESE INSTRUCTIONS.

Symbol Definitions

Symbol	Property or Statement
PSI	Pounds per square inch of pressure
CFM	Cubic Feet per Minute flow
SCFM	Cubic Feet per Minute flow at standard conditions
NPT	National pipe thread, tapered
NPS	National pipe thread, straight

Symbol	Property or Statement
	WARNING marking concerning Risk of Eye Injury. Wear ANSI-approved eye protection.
	WARNING marking concerning Risk of Respiratory Injury. Wear NIOSH-approved respirator.
	WARNING marking concerning Risk of Explosion.
	WARNING marking concerning Risk of Fire. Do not use solvents improperly.

NOTICE

Clean the Spray Gun **IMMEDIATELY** after **EVERY** use.
Delayed or inadequate cleaning will permanently clog the Spray Gun.
Latex paint hardens quickly and permanently inside Spray Gun.

Specific Safety Instructions

1. Do not direct spray at people or animals.
2. Do not exceed maximum air pressure.
3. Do not spray near open flames, pilot lights, stoves, heaters, the air compressor, or any other heat source. Most solvents and coatings are highly flammable, particularly when sprayed. Maintain a distance of at least 25 feet from the air compressor. If possible, locate the air compressor in a separate room.
4. Read all of the information concerning coating products and cleaning solvents.
Do not use chlorinated solvents (e.g. 1-1-1 trichloroethylene and dichloromethane, also known as methylene chloride) to clean spray guns. Many spray guns contain aluminum, which reacts strongly to chlorinated solvents. Contact the solvent or coating manufacturer as needed regarding potential chemical reactions.
5. RISK OF INJECTION - Do not point spray gun at any person or any part of the body. In case of skin injection, seek medical attention immediately.
6. Industrial applications must follow OSHA requirements.
7. Spraying hazardous materials may result in serious injury or death. Do not spray pesticide, acid, corrosive material, fertilizer, or toxic chemicals.
8. Paints and solvents may be harmful or fatal if swallowed or inhaled. Avoid prolonged skin contact with solvents or paints as they will irritate skin. After any contact, immediately wash off exposed area with hot, soapy water.
9. Attach all accessories properly to the tool before connecting the air supply. A loose accessory may detach or break during operation.
10. Install an in-line shutoff valve to allow immediate control over the air supply in an emergency, even if a hose is ruptured.
11. Air hose fittings may get hot during use. Allow fittings to cool before disconnecting.
12. WARNING: Some dust created by power sanding, sawing, grinding, drilling, and other construction activities, contains chemicals known to the State of California to cause cancer and birth defects or other reproductive harm. Some examples of these chemicals are:
 - Lead from lead-based paints
 - Crystalline silica from bricks and cement or other masonry products
 - Arsenic and chromium from chemically treated lumberYour risk from these exposures varies, depending on how often you do this type of work. To reduce your exposure to these chemicals: work in a well ventilated area, and work with approved safety equipment, such as those dust masks that are specially designed to filter out microscopic particles. (California Health & Safety Code § 25249.5, *et seq.*)
13. WARNING: The brass components of this product contain lead, a chemical known to the State of California to cause cancer and birth defects or other reproductive harm. (California Health & Safety Code § 25249.5, *et seq.*)

Specifications

Working Air Pressure	15–50 PSI	Cup Capacity	20 fl. oz.
Air Inlet	1/4"–18 NPS	Air Consumption	12 CFM @ 40 PSI

NOTICE

Clean the Spray Gun IMMEDIATELY after EVERY use.
Delayed or inadequate cleaning will permanently clog the Spray Gun.
Latex paint hardens quickly and permanently inside Spray Gun.

Initial Set Up



Read the **ENTIRE IMPORTANT SAFETY INFORMATION** section at the beginning of this manual including all text under subheadings therein before set up or use of this product.

Note: For additional information regarding the parts listed in the following pages, refer to the Assembly Diagram near the end of this manual.

Before Setup

This air tool may be shipped with a protective plug covering the air inlet. Remove this plug before set up.

Air Supply Setup

WARNING



TO PREVENT SERIOUS INJURY FROM EXPLOSION:
Use only clean, dry, regulated, compressed air to power this tool.
Do not use oxygen, carbon dioxide, combustible gases, or any other bottled gas as a power source for this tool.

1. Incorporate a filter, regulator with pressure gauge, in-line shutoff valve, and quick coupler for best service, as shown on Figure A on page 7 and Figure B on page 8. **An in-line shutoff ball valve is an important safety device because it controls the air supply even if the air hose is ruptured. The shutoff valve should be a ball valve because it can be closed quickly.**
2. Attach an air hose to the compressor's air outlet.
3. Connect the air hose to the air inlet of the tool. Other components, such as a coupler plug and quick coupler, will make operation more efficient, but are not required.
4. The air hose must be long enough to reach the work area with enough extra length to allow free movement while working.
5. Close the in-line shutoff valve between the compressor and the tool.
6. Turn on the air compressor according to the manufacturer's directions and allow it to build up pressure until it cycles off.
7. Open the in-line shutoff valve.
8. Adjust the air compressor's output regulator so that the air output is enough to properly power the tool, but the output will not exceed the tool's maximum air pressure at any time. Adjust the pressure gradually, while checking the air output gauge to set the right pressure range.
9. Inspect the air connections for leaks. Repair any leaks found.
10. If the tool will not be used at this time, turn off and detach the air supply and safely discharge any residual air pressure to prevent accidental operation.

WARNING! TO PREVENT SERIOUS INJURY FROM ACCIDENTAL OPERATION:

Do not install a female quick coupler on the tool.

Such a coupler contains an air valve that will allow the air tool to retain pressure and operate accidentally after the air supply is disconnected.

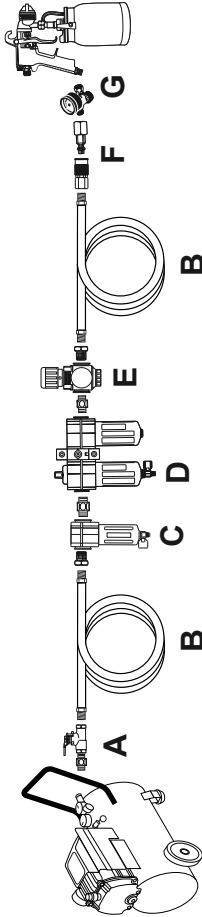
Note: Air flow, and therefore tool performance, can be hindered by undersized air supply components.

Note: Residual air pressure should not be present after the tool is disconnected from the air supply. However, it is a good safety measure to attempt to discharge the tool in a safe fashion after disconnecting to ensure that the tool is disconnected and unpowered.

NOTICE

Clean the Spray Gun IMMEDIATELY after EVERY use.
Delayed or inadequate cleaning will permanently clog the Spray Gun.
Latex paint hardens quickly and permanently inside Spray Gun.

Figure A: Portable Air Supply Setup



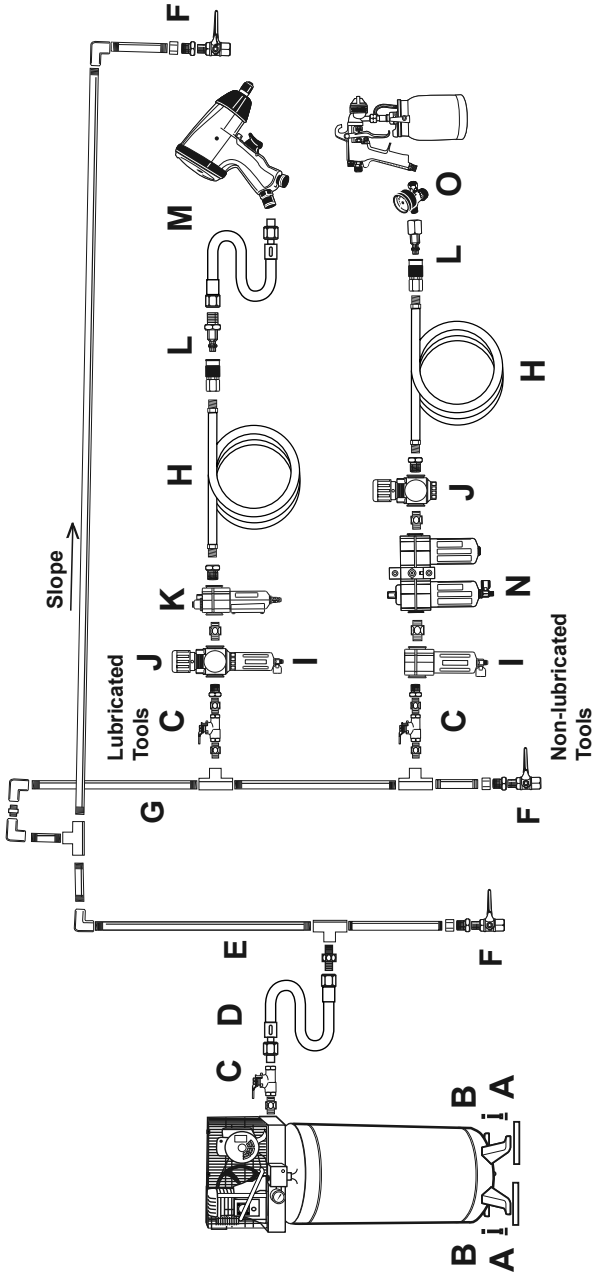
Description	Function
A Shut-off Ball Valve	Isolates sections of system for maintenance
B Air Hose	Connects air to tool
D Filter	Prevents dirt and condensation from damaging tool or workpiece
E Regulator	Adjusts air pressure to tool
F Coupler and Plug*	Provides quick connection and release
C Air Cleaner / Dryer*	Prevents water vapor from damaging workpiece
G Air Adjusting Valve*	For fine tuning airflow at tool

*Optional components.

NOTICE

Clean the Spray Gun IMMEDIATELY after EVERY use.
 Delayed or inadequate cleaning will permanently clog the Spray Gun.
 Latex paint hardens quickly and permanently inside Spray Gun.

Figure B: Stationary Air Supply Setup



Description	Function	Description	Function
A Vibration Pads	For noise and vibration reduction	I Filter	Prevents dirt and condensation contamination
B Anchor Bolts	Secures air compressor in place	J Regulator	Adjusts air pressure to tool
C Shutoff Ball Valve	Isolates sections of system for maintenance	K Lubricator*	For air tool lubrication
D Isolation Hose	For vibration reduction	L Coupler and Plug	Provides quick connection and release
E Main Air Line - 3/4" min.	Distributes air to branch lines	M Leader Hose*	Increases coupler life
F Ball Valve	To drain moisture from system	N Air Cleaner / Dryer*	Prevents moisture contamination
G Branch Air Line - 1/2" min.	Brings air to point of use	O Air Adjusting Valve*	F for fine tuning airflow at tool
H Air Hose	Connects air to tool		

*Optional components.

NOTICE

Clean the Spray Gun IMMEDIATELY after EVERY use.
Delayed or inadequate cleaning will permanently clog the Spray Gun.
Latex paint hardens quickly and permanently inside Spray Gun.

Operating Instructions



Read the **ENTIRE IMPORTANT SAFETY INFORMATION** section at the beginning of this manual including all text under subheadings therein before set up or use of this product.

Inspect tool before use, looking for damaged, loose, and missing parts.
If any problems are found, do not use tool until repaired.

Workpiece and Work Area Set Up

1. Designate a work area that is clean and well lit.
The work area must not allow access by children or pets to prevent distraction and injury.
2. Route the air hose along a safe path to reach the work area without creating a tripping hazard or exposing the air hose to possible damage.
The air hose must be long enough to reach the work area with enough extra length to allow free movement while working.
3. Before spraying, mask nearby objects not being sprayed and lay cloths (not included) on the floors.

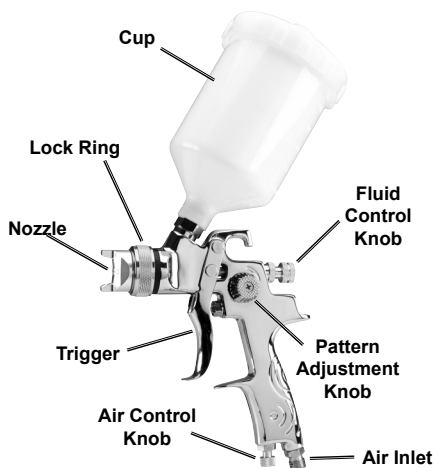


Figure C: Components and Controls

NOTICE

Clean the Spray Gun IMMEDIATELY after EVERY use.
Delayed or inadequate cleaning will permanently clog the Spray Gun.
Latex paint hardens quickly and permanently inside Spray Gun.

Before First Use

NOTICE: Before first use, clean the Spray Gun thoroughly.

If not removed, the material used for testing and corrosion prevention will contaminate paint.

1. Remove Nozzle by hand.
2. Depress Trigger to retract Fluid Needle, then remove Fluid Tip with spray gun wrench (sold separately). Release Trigger.

Note: Do not bend Fluid Needle.

3. Remove Fluid Knob by hand, then remove Fluid Spring and Fluid Needle.

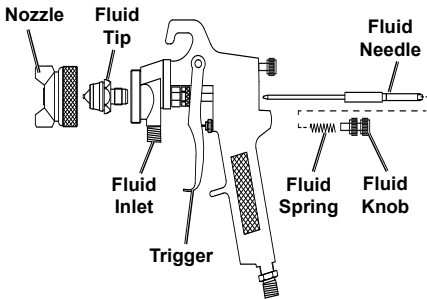


Figure D

Note: Do not immerse Spray Gun Body in liquid. Do not allow liquid to enter the air inlet.

4. Place parts, other than Spray Gun Body, into container with warm soapy water. Allow to soak, then scrub parts, using brushes and toothpicks from spray gun cleaning kit (sold separately).

Note: To prevent damage to the passages, do not use metal objects to clean the Nozzle and Fluid Tip.

5. Clean inside of Spray Gun by pouring warm soapy water into the Fluid Inlet, then run a flexible round brush (sold separately) through the passage between the Fluid Inlet and Nozzle opening.

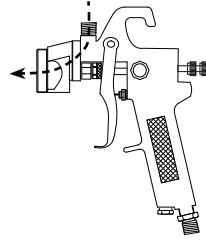


Figure E

6. Wipe down Spray Gun Body with a clean cloth and warm soapy water.
7. Rinse Cup, along with any tubes or filters, in warm soapy water.
8. Make sure all parts are free from grease and oil. Repeat cleaning if necessary.
9. Rinse all parts and inside of Spray Gun, except Air Inlet, with warm water.
10. Thoroughly blow dry all parts and inside of Spray Gun with compressed air.
11. Reassemble Spray Gun, making sure to retract Fluid Needle when replacing Fluid Tip.

Fluid Tip Selection

The choice of Fluid Tip Set will vary according to the consistency of the fluid being sprayed. Consult paint manufacturer recommended spray tips and use Table A to select a Tip Set appropriate to the job.

Table A: Fluid Tip Set Suggestions

Moves Like	Consistency	Examples	Suggested Tip Sets in mm
Water, Alcohol	Very Light	Stains, Dyes, Thin Automotive Base	1.0-1.2
Sugar Water, Simple Syrup	Light	Automotive Lacquers, Thin Woodworking, Clear Coats with a VOC of 3.5 or Higher	1.2-1.4
Room Temperature Pancake Syrup	Medium	Wood Standard Lacquers and Enamels, Clear Coats with a VOC of 2.1 or Lower, Primer Sealing Coats and Urethane	1.5-1.8
Latex Paint	Heavy	Latex Paint, High Build Primer	1.8-2.5
Glue	Very Heavy	Gel Coat, Industrial Glue	2.0-3.6

Note: Chart provided for reference only. Additional fluid tips sizes not included.

NOTICE

Clean the Spray Gun IMMEDIATELY after EVERY use.
Delayed or inadequate cleaning will permanently clog the Spray Gun.
Latex paint hardens quickly and permanently inside Spray Gun.

Spray Gun Setup Adjustment

⚠ WARNING

TO PREVENT SERIOUS INJURY: Do not adjust or tamper with any control or component in a way not specifically explained within this manual.
Improper adjustment can result in tool failure or other serious hazards.

CAUTION! Keep hands away from Trigger while making adjustments.

1. Thread the Cup to the top of the Gun Body and tighten until the Cup is securely in place.

Note: This Spray Gun can be used for spraying oil-based or latex paints.

Paint Preparation and Filling

Note: Proper paint mixture is essential. Follow the manufacturer's directions. Most paints will spray easily if they are thinned properly.

2. Thin the paint according to manufacturer's directions and mix thoroughly.
3. Carefully strain the paint through a paint strainer or a piece of cheesecloth.



4. Fill the Cup to 3/4 full. Close Cup.
5. Start the air compressor and set the regulator to needed pressure.
Do not exceed maximum air pressure.
6. Test the consistency by spraying on a piece of scrap material.

If it still appears too thick, add a very small amount of thinner (not included) and mix thoroughly. Use the proper thinner for the type of paint. Thin CAUTIOUSLY. Proceed slowly, adding minimal amounts at a time. **DO NOT exceed the manufacturer's thinning recommendations.**

Fluid Adjustment

7. Loosen Collar on Fluid Knob. Turn the Fluid Knob counterclockwise until it is open enough to show 3 or 4 threads.

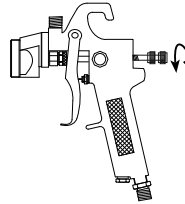


Figure F

8. Fully depress the Trigger.

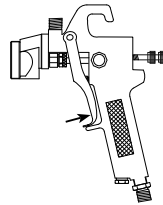


Figure G

9. Turn the Fluid Knob clockwise until it reaches a natural stopping point.

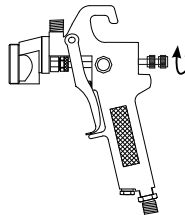


Figure H

10. Release the trigger.
11. Tighten Collar on Fluid Knob to lock fluid adjustment settings.

NOTICE

Clean the Spray Gun IMMEDIATELY after EVERY use.
Delayed or inadequate cleaning will permanently clog the Spray Gun.
Latex paint hardens quickly and permanently inside Spray Gun.

Air Adjustment

12. Attach Spray Gun to spray gun regulator (sold separately). Use spray gun regulator to measure airflow PSI.
13. Adjust the air supply pressure during operation with the Trigger fully depressed and the Air Knob fully open.
If reducing air pressure for specific areas, use the Air Knob.
14. To fine-tune airflow, turn Air Knob clockwise to lessen airflow pressure. Turn Air Knob counterclockwise to increase airflow pressure.

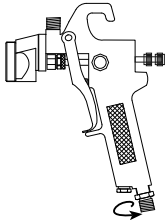


Figure I: Air Knob

Pattern Adjustment

15. Use the Pattern Knob to adjust the spray pattern.

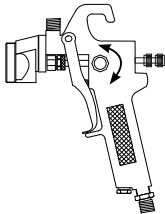


Figure J: Pattern Knob

Turn Pattern Knob counterclockwise (all the way open) to flatten the spray pattern. Turn it clockwise for a round spray pattern - see Figure K: Pattern Adjustment.

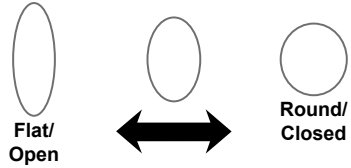


Figure K: Pattern Adjustment

Fan Direction

16. To change the direction of the fan from horizontal to vertical, loosen the Lock Ring and turn the Nozzle 90°.

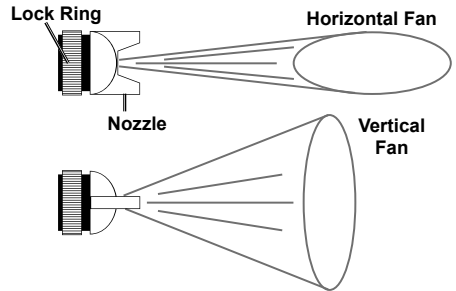


Figure L: Fan Direction

17. After the adjustment, tighten the Lock Ring by hand.

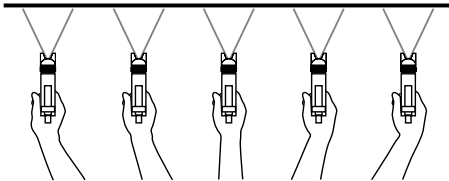
NOTICE

Clean the Spray Gun **IMMEDIATELY** after **EVERY** use.
Delayed or inadequate cleaning will permanently clog the Spray Gun.
Latex paint hardens quickly and permanently inside Spray Gun.

Spraying Technique

IMPORTANT: Proper spraying technique is **ESSENTIAL** to achieve good results.

1. First, clean and prepare the Spray Gun according to the instructions under **Before First Use** on page 10 and **Spray Gun Setup Adjustment** on page 11.
2. Keep the Spray Gun upright and at a right angle to the workpiece - See Figure M and Figure N.



Correct Gun Angle

Move your arm, not just your wrist.
Point gun directly towards the surface and maintain an even, steady distance and speed.

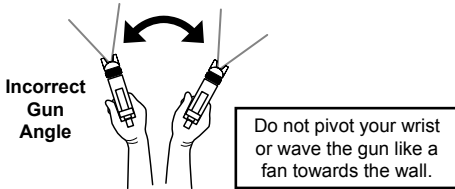


Figure M: Spray Gun Angle - top view

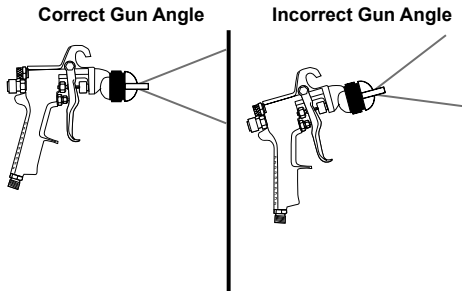


Figure N: Spray Gun Angle - side view

3. Using two hands, one to steady the Cup and the other to operate the Spray Gun, aim Nozzle at the workpiece.

CAUTION: DO NOT STOP WHEN SPRAYING.

Spraying materials will start to set and dry as soon as they come in contact with the air. They will cause a permanent clog if not cleared immediately. If discontinuing spraying for more than half an hour, turn off the air supply, disconnect Cup from Gun Body and thoroughly rinse Cup and Gun Body with fresh, clean water.

4. Pull Trigger slowly and move Spray Gun in parallel strokes to the workpiece. Keep the distance from the workpiece at about 6" to 9", depending on the flow adjustment and the paint.
5. To avoid paint build up, start moving the Spray Gun before squeezing the Trigger. When finished with the stroke, release the Trigger while still moving the Spray Gun - see Figure O. Doing this will produce a smoother finish. Do not stop moving the Spray Gun while spraying. If the Spray Gun stops even briefly while spraying the paint will build up and run down the workpiece.

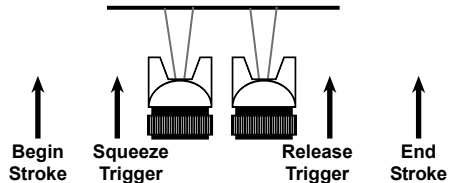


Figure O: Paint Stroke Triggering - top view

Note: The stroke speed, the Fluid Knob adjustment, and the distance from the workpiece, will determine how much paint is being applied. Apply two thin coats rather than one thick coat.

CAUTION! Air hose fittings may get hot.

Allow fittings to cool before disconnecting, or wear gloves to prevent burns.

6. To prevent accidents, release trigger, detach air supply, safely discharge any residual air pressure, and again release trigger after use.
7. **Clean the Spray Gun IMMEDIATELY after EVERY use, in between coats, and when it will be idle for more than 5 minutes.**

NOTICE

Clean the Spray Gun IMMEDIATELY after EVERY use.
Delayed or inadequate cleaning will permanently clog the Spray Gun.
Latex paint hardens quickly and permanently inside Spray Gun.

Cleaning



**WARNING! TO PREVENT FIRE,
IF A FLAMMABLE SOLVENT NEEDS TO BE USED,
ADHERE TO THE FOLLOWING:**

- a. Follow solvent manufacturer's clean up instructions and safety precautions.
- b. Flush Spray Gun a full hose length from air compressor.
- c. If collecting flushed solvents in metal container, transfer to nonmetal container, and flush metal container.
- d. Work far away from any ignition sources in a vapor free area.
- e. Keep class ABC fire extinguisher nearby.

Solvent Selection

Follow the paint and solvent manufacturer's recommendations for cleaning, solvent type, and disposal.

IMPORTANT: Do not use mineral spirits with latex paints, doing so will make the paint very difficult to remove.

After Every Use

1. Use solvent recommended by paint manufacturer.
2. Remove the Cup, along with any tubes or filters. Carefully scrape paint out of Cup. Dispose of excess paint properly, then clean Cup and accessories with solvent.
3. Reduce air pressure to minimum, then fill the Cup with solvent and spray it through the Spray Gun into the spent solvent container, while shaking the Spray Gun. Once the Cup is empty, repeat the process until the solvent comes out clean.
4. Disconnect from the air source.
5. After disconnecting, point the Spray Gun into the spent solvent container and squeeze the Trigger again to make sure no air remains.
9. **If switching from oil-based to latex paint, after cleaning with solvent, clean all parts with warm soapy water.**
10. Rinse with warm water, then thoroughly blow dry all parts with compressed air.
11. Reassemble Spray Gun.
12. Use spray gun lubricant (sold separately) on EXTERNAL moving parts. (See Figure P)

NOTICE: Do not use any kind of lubricant in air supply or air inlet. The lubricant will mix with paint, causing poor results.

Note: Do not immerse Spray Gun Body in solvent. Do not allow solvent to enter the air inlet.

6. Remove Nozzle by hand and soak it in solvent until it is clean. Use brush and toothpicks (sold separately) to remove any paint.

Note: To prevent damage to the passages, do not use metal objects to clean the Nozzle.

7. Wipe down Spray Gun Body with a clean cloth and solvent.
8. Make sure all parts are free from residual paint.

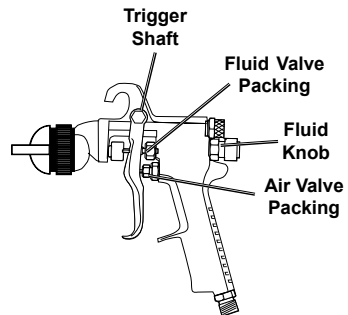


Figure P

Spent Solvent Disposal

After cleaning, dispose of spent solvent according to the solvent manufacturer's directions and local hazardous waste standards.

NOTICE

Clean the Spray Gun IMMEDIATELY after EVERY use.
Delayed or inadequate cleaning will permanently clog the Spray Gun.
Latex paint hardens quickly and permanently inside Spray Gun.

User-Maintenance Instructions



Procedures not specifically explained in this manual must be performed only by a qualified technician.

⚠ WARNING

TO PREVENT SERIOUS INJURY:

Detach the air supply and safely discharge any residual air pressure in the tool before performing any inspection, maintenance, or cleaning procedures.

TO PREVENT SERIOUS INJURY FROM TOOL FAILURE: Do not use damaged equipment.

If abnormal noise, vibration, or leaking air occurs, have the problem corrected before further use.

Inspection

Note: These procedures are in addition to the regular checks and maintenance explained as part of the regular operation of the air-operated tool.

BEFORE EACH USE, inspect the general condition of the tool. Check for:

- loose screws,
- misalignment or binding of moving parts,
- clogged nozzle or fluid tip,
- damaged air supply hose,
- cracked or broken parts, and
- any other condition that may affect its safe operation.

Air Supply Maintenance

Every day, perform maintenance on the air supply according to the component manufacturers' instructions.

Storage





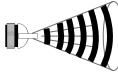

Store in a dry, secure area out of reach of children.

NOTICE

Clean the Spray Gun IMMEDIATELY after EVERY use.
Delayed or inadequate cleaning will permanently clog the Spray Gun.
Latex paint hardens quickly and permanently inside Spray Gun.

Troubleshooting - Spray Pattern Diagnosis


Note: The drawings on the left below resemble symptoms of spray pattern problems. Refer to the accompanying possible causes and likely solutions to the right.

	Problem	Possible Causes	Likely Solutions
	Heavy center pattern	<ol style="list-style-type: none"> 1. Pattern Knob partially closed. 2. The paint is too thick. 3. The air pressure is too low. 	<ol style="list-style-type: none"> 1. Open Pattern Knob more. 2. Thin paint according to the manufacturer's instructions. 3. Increase air pressure within the Operating Air Pressure.
	Light center pattern	<ol style="list-style-type: none"> 1. High air pressure. 2. Fluid Knob not open enough. 3. Pattern Knob open too far. 	<ol style="list-style-type: none"> 1. Reduce air pressure. 2. Open Fluid Knob. 3. Partially close Pattern Knob.
	Heavy top/ bottom pattern	<ol style="list-style-type: none"> 1. Nozzle plugged. 2. Nozzle loose or dirty seal. 3. Dried paint on Fluid Tip. 4. Damaged Fluid Needle. 	<ol style="list-style-type: none"> 1. Clean Nozzle. 2. Clean and tighten Nozzle and seal. 3. Use a nonmetallic point to clean Fluid Tip. 4. Replace Fluid Needle and Fluid Tip.
	Pattern on right or left only	<ol style="list-style-type: none"> 1. Dirt on one side of Fluid Tip. 2. Holes on one side of Nozzle are plugged. 3. Damaged Fluid Needle. 	<ol style="list-style-type: none"> 1. Use a nonmetallic point to clean Fluid Tip. 2. Use a nonmetallic point to clean Nozzle. 3. Replace Fluid Needle and Fluid Tip.
	Jerky or Fluttering Spray	<ol style="list-style-type: none"> 1. Loose or damaged Nozzle. 2. Paint level low. 3. Obstruction in Fluid Inlet. 4. Dry or loose Fluid Needle Packing Nut. 	<ol style="list-style-type: none"> 1. Tighten or replace. 2. Refill paint Cup. 3. Backflush with solvent. 4. Lubricate or tighten Packing Nut.
	<p>Follow all safety precautions whenever diagnosing or servicing the tool. Disconnect air supply before service.</p>		

NOTICE

Clean the Spray Gun IMMEDIATELY after EVERY use.
Delayed or inadequate cleaning will permanently clog the Spray Gun.
Latex paint hardens quickly and permanently inside Spray Gun.

General Troubleshooting Chart

Problem	Possible Causes	Likely Solutions
Sputtering Spray	<ol style="list-style-type: none">1. Low paint level.2. Cup tipped.3. Clogged Air Vent on Cup.4. Loose Fluid Inlet connection.5. Loose/damaged Fluid Tip/Seat.	<ol style="list-style-type: none">1. Refill.2. Hold upright.3. Clean Air Vent hole.4. Tighten Fluid Inlet connection.5. Adjust or replace Fluid Tip and Fluid Needle.
Will Not Spray	<ol style="list-style-type: none">1. No pressure at Spray Gun.2. Fluid Knob not open enough.3. Fluid too thick.	<ol style="list-style-type: none">1. Check air hoses.2. Open Fluid Knob.3. Thin fluid or increase air pressure. (Do not exceed maximum.)
Overspray (Paint drifting to unintended objects.)	<ol style="list-style-type: none">1. Improper application speed.2. Improper distance from workpiece.3. Too much air pressure.	<ol style="list-style-type: none">1. Move moderately and parallel.2. Adjust distance.3. Reduce air pressure.
Fluid Tip Leakage	<ol style="list-style-type: none">1. Dirty Fluid Tip.2. Broken Fluid Needle Spring.3. Worn or damaged Fluid Tip.	<ol style="list-style-type: none">1. Use a nonmetallic point to clean Fluid Tip.2. Replace Fluid Needle Spring.3. Replace Fluid Tip and Fluid Needle.
Air Leaking from Nozzle	<ol style="list-style-type: none">1. Dirty Air Valve/Seat.2. Sticking Air Valve.3. Damaged Air Valve Spring.4. Worn/damaged Air Valve/Seat.5. Bent Air Valve Stem.	<ol style="list-style-type: none">1. Clean Air Valve/Seat.2. Lubricate Air Valve/Seat.3. Replace Air Valve Spring.4. Replace Air Valve assembly.5. Replace Air Valve Stem.
 Follow all safety precautions whenever diagnosing or servicing the tool. Disconnect air supply before service.		

SAFETY

SETUP

OPERATION

MAINTENANCE

NOTICE

Clean the Spray Gun IMMEDIATELY after EVERY use.
Delayed or inadequate cleaning will permanently clog the Spray Gun.
Latex paint hardens quickly and permanently inside Spray Gun.

PLEASE READ THE FOLLOWING CAREFULLY

THE MANUFACTURER AND/OR DISTRIBUTOR HAS PROVIDED THE PARTS LIST AND ASSEMBLY DIAGRAM IN THIS MANUAL AS A REFERENCE TOOL ONLY. NEITHER THE MANUFACTURER OR DISTRIBUTOR MAKES ANY REPRESENTATION OR WARRANTY OF ANY KIND TO THE BUYER THAT HE OR SHE IS QUALIFIED TO MAKE ANY REPAIRS TO THE PRODUCT, OR THAT HE OR SHE IS QUALIFIED TO REPLACE ANY PARTS OF THE PRODUCT. IN FACT, THE MANUFACTURER AND/OR DISTRIBUTOR EXPRESSLY STATES THAT ALL REPAIRS AND PARTS REPLACEMENTS SHOULD BE UNDERTAKEN BY CERTIFIED AND LICENSED TECHNICIANS, AND NOT BY THE BUYER. THE BUYER ASSUMES ALL RISK AND LIABILITY ARISING OUT OF HIS OR HER REPAIRS TO THE ORIGINAL PRODUCT OR REPLACEMENT PARTS THERETO, OR ARISING OUT OF HIS OR HER INSTALLATION OF REPLACEMENT PARTS THERETO.

Parts List and Diagram

Parts List

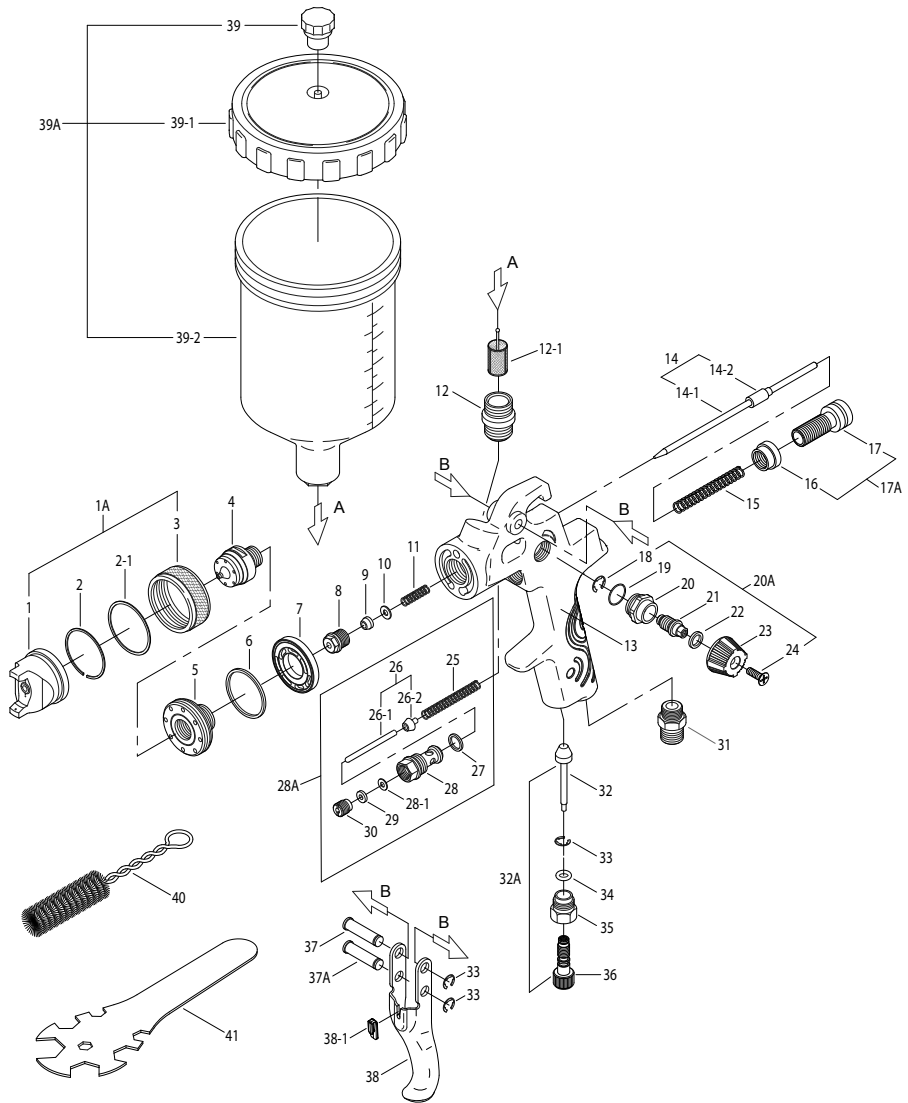
Part	Description
1A	Air Cap Set
1	Air Nozzle
2	C-Ring
2-1	Lock Ring Gasket
3	Lock Ring
4	Fluid Nozzle
5	Spacing Ring
6	PTFE O-Ring
7	Gasket
8	Needle Seal Screw
9	PTFE Seal
10	Washer
11	Spring
12	Connector
12-1	Filter
13	Gun Body
14	Paint Needle Assembly
14-1	Needle
14-2	Needle Screw
15	Paint Needle Spring
16	Fluid Control Knob Lock Ring
17	Fluid Control Knob
17A	Fluid Control Knob Set
18	E-Ring
19	O-Ring
20A	Pattern Adjustment Set
20	Pattern Adjustment Seat
21	Pattern Adjustment Screw
22	PTFE Seal

Part	Description
23	Pattern Adjustment Knob
24	Screw
25	Spring
26	Air Valve Body
26-1	Air Valve Stem
26-2	Air Valve Seat
27	PTFE Seal
28A	Air Valve Assembly
28	Air Valve Sleeve
28-1	Gasket
29	PTFE Seal
30	Direction Screw
31	Air Inlet
32A	Air Control Valve Assembly
32	Air Valve
33	E-Ring
34	O-Ring
35	Air Nut
36	Air Control Knob
37	Upper Trigger Pin
37A	Lower Trigger Pin
38	Trigger
38-1	Trigger Gasket
39A	Nylon Cup Set
39	Drip Control Device
39-1	Cup Cover
39-2	Nylon Cup
40	Brush
41	Wrench

NOTICE

Clean the Spray Gun IMMEDIATELY after EVERY use.
Delayed or inadequate cleaning will permanently clog the Spray Gun.
Latex paint hardens quickly and permanently inside Spray Gun.

Assembly Diagram



Record Product's Serial Number Here: _____

Note: If product has no serial number, record month and year of purchase instead.

Note: Some parts are listed and shown for illustration purposes only, and are not available individually as replacement parts.

SAFETY

SETUP

OPERATION

MAINTENANCE

Limited 90 Day Warranty

Harbor Freight Tools Co. makes every effort to assure that its products meet high quality and durability standards, and warrants to the original purchaser that this product is free from defects in materials and workmanship for the period of 90 days from the date of purchase. This warranty does not apply to damage due directly or indirectly, to misuse, abuse, negligence or accidents, repairs or alterations outside our facilities, criminal activity, improper installation, normal wear and tear, or to lack of maintenance. We shall in no event be liable for death, injuries to persons or property, or for incidental, contingent, special or consequential damages arising from the use of our product. Some states do not allow the exclusion or limitation of incidental or consequential damages, so the above limitation of exclusion may not apply to you. THIS WARRANTY IS EXPRESSLY IN LIEU OF ALL OTHER WARRANTIES, EXPRESS OR IMPLIED, INCLUDING THE WARRANTIES OF MERCHANTABILITY AND FITNESS.

To take advantage of this warranty, the product or part must be returned to us with transportation charges prepaid. Proof of purchase date and an explanation of the complaint must accompany the merchandise. If our inspection verifies the defect, we will either repair or replace the product at our election or we may elect to refund the purchase price if we cannot readily and quickly provide you with a replacement. We will return repaired products at our expense, but if we determine there is no defect, or that the defect resulted from causes not within the scope of our warranty, then you must bear the cost of returning the product.

This warranty gives you specific legal rights and you may also have other rights which vary from state to state.

CENTRALPNEUMATIC®

3491 Mission Oaks Blvd. • PO Box 6009 • Camarillo, CA 93011 • 1-888-866-5797

DeVilbiss

By Binks



DeVilbiss[®] PROLite[®]

Pressure Feed Professional
Spray Gun

PRESSURE


The DeVilbiss PROLite delivers high- performance application of waterborne and solventborne refinish paints and coatings.

Perfect for any climate and paint, the DeVilbiss PROLite spray gun delivers exceptional performance and color match capabilities for today's automotive refinishing coatings that can be difficult to atomize, such as low VOC, high solids, pearls or metallic materials.


This PROLite performance is achieved utilizing high-capacity air passages and a linear air valve to provide unrestricted, even flow of compressed air through the gun body, enabling the precision-engineered air caps to produce superior atomization with consistent droplet distribution throughout the entire spray pattern.


PROLite is precision built using the highest quality materials for a longer working life. The forged aluminum body features QuickClean™ coating with non-stick properties that reduce clean up time. The high-grade stainless steel fluid nozzles and needles, plus nickel plated brass air caps all contribute to a gun that will last in the most extreme professional spray environments. When routine maintenance is needed, the easy-to-maintain design ensures minimum production downtime. In approval testing with paint company technicians over the last decade, the PROLite has consistently met the highest color match standards, ensuring that you get the job done right – the first time and every time.

Features:

 **Lightweight and comfortable handle design with reduced trigger travel to decrease operator fatigue**

 **Uniform atomization and spray pattern for ease of application**

 **Advanced range of air cap technology for exceptional application performance with the latest waterborne and solventborne coatings**

 **Environmental legislation-compliant atomization with high transfer efficiency resulting in significant paint savings**

 **Forged aluminum gun body with unique QuickClean™ coating and a removable air baffle for a longer working life**

Applications:

 **Primer**  **Basecoat**  **Clearcoat**

SPECIFICATIONS

Weight (gun only)	500g
Gun Body	Anodized QuickClean™ Aluminum
Air Cap	Plated Brass
Air Cap Retaining Ring & Knobs	Clear Anodized Aluminum
Fluid Nozzle	Stainless Steel
Fluid Needle	Stainless Steel
Air Inlet Thread	1/4" Universal
Service Bulletin	SB-E-2-997

Contact your sales representative to place your order today.

Top Assembly Part Numbers

PART #	DESCRIPTION	AIR CAP	NOZZLE SIZE	MATERIAL CUP	GAUGE	MATERIAL FEED
905125	PROLite Pressure Conventional Gun Kit	C797	1.4mm	-	-	Pressure
905128	PROLite Pressure High Efficiency Gun Kit	TE40	1.2mm	-	-	Pressure
905131	PROLite Pressure HVLP & High Efficiency Gun Kit	TE40/HV40	1.0mm, 1.4mm	-	HAV-501	Pressure
905132	PROLite Pressure HVLP & High Efficiency Gun Kit	TE40/HV40	1.0mm, 1.2mm, 1.4mm	-	HAV-501	Pressure



Air Cap Offerings

AIR CAP	ATOMIZATION TYPE	APPLICATIONS	RECOMMENDED INLET PRESSURES		MAX AIR CONSUMPTION		FAN PATTERN SIZE		NOZZLE SIZES
			PSI	BAR	SCFM	SLPM	IN	MM	PRESSURE FEED
TE30	High Efficiency	Multi Purpose	15-29	1.0-2.0	12.7	360	10.5-11.5	275-290	0.85mm-1.8mm
TE40	High Efficiency	Multi Purpose	29-44	2.0-3.0	12.0	340	13.0-16.5	330-420	0.85mm-1.8mm
C797	Conventional	Multi Purpose	29-44	2.0-3.0	14.5	410	13.0-16.5	330-420	0.85mm-1.8mm
HV40	HVLP	Multi Purpose	17	1.2	10.5	300	11.0-13.0	280-330	0.85mm-1.8mm

Refer to autorefinishdevilbiss.com for a complete listing of approved areas and requirements for regulatory compliance.

Table 1: Parts & Accessories

PART #	DESCRIPTION
905243	TE30 Air Cap Assembly with Retaining Ring
905244	TE40 Air Cap Assembly with Retaining Ring
905234	C797 Air Cap Assembly with Retaining Ring
905239	HV40 Air Cap Assembly with Retaining Ring
905270	PROLite P/S Fluid Needle for 0.85 & 1.0mm Nozzles
905271	PROLite P/S Fluid Needle for 1.2 & 1.4mm Nozzles
905272	PROLite P/S Fluid Needle for 1.6 & 1.8mm Nozzles
905281	Spray Gun Service/Repair Kit
905206	Seal & Pin Kit
905296	Gun Wrench, Torx & Flat Back Screwdriver, Cleaning Brush & Color ID Rings
803291	HAV-555 - Air Inlet Adjustment Valve with Digital Readout
180089	HAV-511 - Air Inlet Adjustment Valve with Analog Readout

PART #	DESCRIPTION
PRO-205 Nozzles - Pressure Feed (TE30, TE40 & HV40 Air Caps)	
905256	0.85mm HE/HVLP Pressure Fluid Nozzle
905257	1.0mm HE/HVLP Pressure Fluid Nozzle
905259	1.2mm HE/HVLP Pressure Fluid Nozzle
905261	1.4mm HE/HVLP Pressure Fluid Nozzle
905263	1.6mm HE/HVLP Pressure Fluid Nozzle
905264	1.8mm HE/HVLP Pressure Fluid Nozzle
905265	2.0mm HE/HVLP Pressure Fluid Nozzle
905331	2.2mm HE/HVLP Pressure Fluid Nozzle
PROC-245 Nozzles - Pressure Feed (C797 Air Cap)	
905220	0.85mm Conventional Pressure & Suction Fluid Nozzle
905221	1.0mm Conventional Pressure & Suction Fluid Nozzle
905222	1.2mm Conventional Pressure & Suction Fluid Nozzle
905223	1.4mm Conventional Pressure & Suction Fluid Nozzle
905224	1.6mm Conventional Pressure & Suction Fluid Nozzle
905225	1.8mm Conventional Pressure & Suction Fluid Nozzle

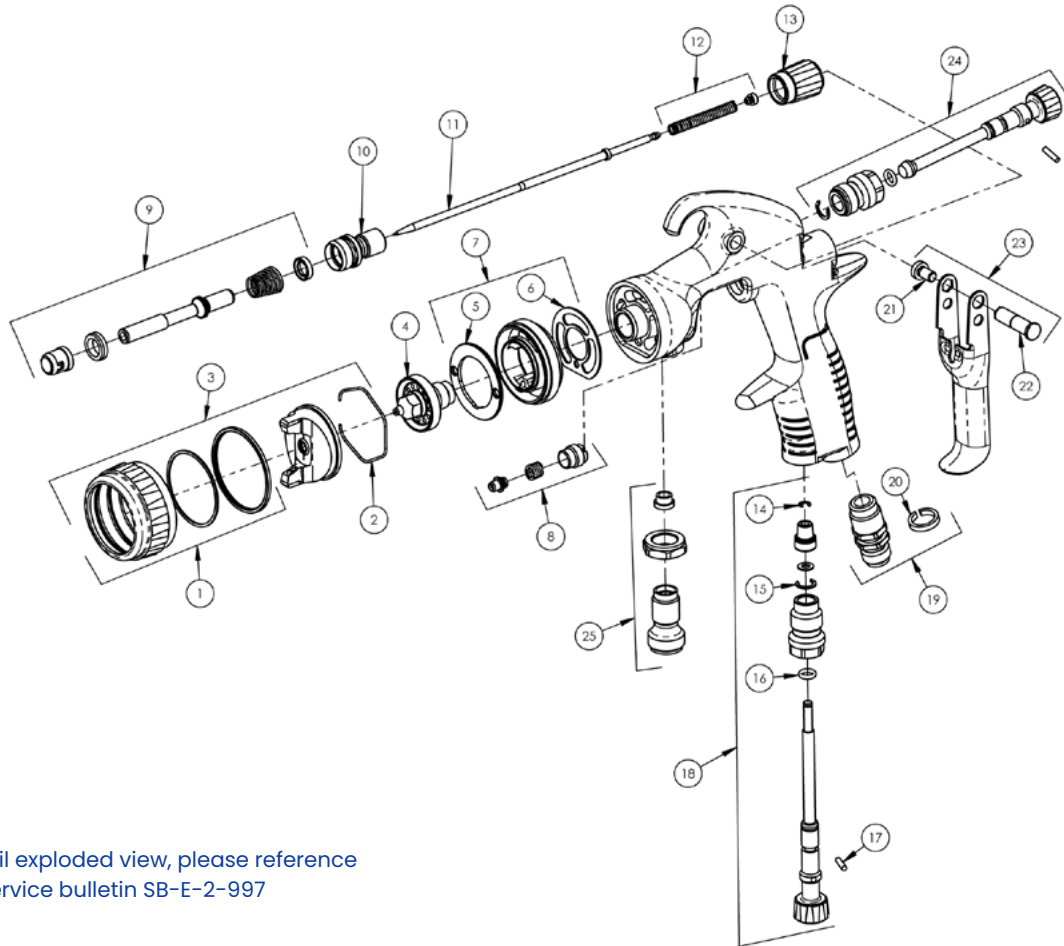
DeVilbiss® PROLite Exploded Reference Legend

REFERENCE	PART #	DESCRIPTION	QTY
1	905280	Retaining Ring Sub Assembly	1
2	905208	Spring Clip (kit of 5)	1
3	See Table 1	Air Cap & Retaining Ring	1
4	See Table 1	Fluid Nozzle	1
5	905297	Baffle Plate	1
6*	905287	Gasket (kit of 2)	1
7	905303	Spray Head Kit	1
8*	905294	Packing, Spring & Packing Nut Kit	1
9	905282	Air Valve Assembly	1
10	905301	Air Valve Body	1
11	See Table 1	Fluid Needle	1
12*	905283	Needle Spring Kit	1
13	905302	Fluid Adjusting Knob	1
14	905000	Circlip (kit of 5)	1

REFERENCE	PART #	DESCRIPTION	QTY
15†	-	Circlip	1
16†	-	O Ring	1
17†	-	Spreader Valve Pin	1
18	905276	Airflow Valve	1
19	905305	Air Inlet	1
20	905289	Color ID Ring Kit (4 colors)	1
21*	-	Trigger Screw	1
22*	-	Trigger Stud	1
23	905306	Trigger, Stud & Screw Kit	1
24	905275	Spreader Valve Assembly	1
25	905001	Fluid Inlet Kit	1

* 905281 - Spray Gun Repair Kit contains all the parts indicated with an asterisk

† 905206 - Seal & Pin Kit, kit of 5 (Items 15, 16 & 17)



For a full detail exploded view, please reference the PROLite service bulletin SB-E-2-997



For more information, visit [binks.com](https://www.binks.com).



A powerful solution can start with a simple conversation

We want to help build the best solution to your application challenges. Learn more about what we can offer by reaching out to the office nearest you.

Americas

EMEA

China

Japan Sales Office

Japan Binks/DeV

India/SE Asia

1.800.992.4657

44.0.120 257.1111

86.21.33730108

81.45.785.6421

81.45.785.6421

44.0.120 257.1111

marketing@binks.com

marketing-eu@binks.com

mkt_cn@binks.com



jp-rans-tokyosales@binks.com

jp-binks-devi@binks.com

marketing-roa@binks.com

©2025 Binks.

Models and specifications subject to change without notice. All rights reserved. AMPM-25BINKS128 | Form No. 09-526-01

-
- 
-  0 (view_cart.asp)

100% SATISFACTION
GUARANTEE

90-DAY
RETURNS

GENUINE PRODUCT
GUARANTEE




FAST SHIPPING

WE OFFER



 Search

SEARCH

 Auto Tool World (/)

 (/HOME.ASP)

SHOP BY DEPARTMENT ([HTTPS://WWW.AUTOTOOLWORLD.COM/SHOP-BY-DEPARTMENT_C_18250.HTML](https://www.autotoolworld.com/shop-by-department_c_18250.html))



ABRASIVES & ADHESIVES (ABRASIVES-ADHESIVES_C_12630.HTML)

- o Abrasives (Abrasives_c_10845.html)
- o Adhesives, Sealers & Plastic Repair (Adhesives-Sealers-Plastic-Repair_c_10873.html)
- o Fillers & Putties (Fillers-Putties_c_11271.html)
- o Striping & Molding (Striping-Molding_c_11791.html)
- o Tapes (Tapes_c_11803.html)



(/Ratchet-

Master-QRP4S--Plier-Quick-Release-Hose-Puller-4-Pc-Set_p_201587.html)



(/Ratchet-

Master-QRP4S--Plier-Quick-Release-Hose-Puller-4-Pc-Set_p_201587.html)



(/Air-

Operated-Grease-Guns_c_11575.html)

[PAINT & SOLVENTS \(PAINT-SOLVENTS_C_11617.HTML\)](#)

- [Appearance & Paint Finishing \(Appearance-Paint-Finishing_c_10998.html\)](#)
- [Bumper & Trim \(Bumper-Trim_c_11618.html\)](#)
- [Clears \(Clears_c_11619.html\)](#)
- [Custom Paint \(Custom-Paint_c_11620.html\)](#)
- [Interior Paint \(Interior-Paint_c_11621.html\)](#)
- [Paint & Solvents - Miscellaneous \(Paint-Solvents--Miscellaneous_c_11622.html\)](#)
- [Paint Accessories \(Paint-Accessories_c_11623.html\)](#)
- [Paint Hardeners \(Paint-Hardeners_c_11629.html\)](#)
- [Paint Removers \(Paint-Removers_c_11630.html\)](#)
- [Primers \(Primers_c_11631.html\)](#)
- [Reducers \(Reducers_c_11972.html\)](#)
- [Specialty Solvents \(Specialty-Solvents_c_11632.html\)](#)
- [Spray Paint \(Spray-Paint_c_11633.html\)](#)
- [Striping Paint \(Striping-Paint_c_11634.html\)](#)



[\(/Slide-Hammer-Pullers_c_11715.htm\)](#)

[TOOLS \(TOOLS_C_12629.HTML\)](#)

[MANUFACTURERS \(MANUFACTURERS_C_9882.HTML\)](#)

[Home \(/\)](#) > [Manufacturers \(/Manufacturers_c_9882.Html\)](#) >

[Devilbiss Automotive Refinishing \(/Devilbiss-Automotive-Refinishing_c_9955.Html\)](#) >

[Devilbiss 905125 | 1.4 Mm C797 Uncupped PROlite Pressure Conventional Gun Kit \(https://www.autotoolworld.com/devilbiss-905125-14-mm-c797-uncupped-prolite-pressure-conventional-gun-kit_p_134807.html\)](https://www.autotoolworld.com/devilbiss-905125-14-mm-c797-uncupped-prolite-pressure-conventional-gun-kit_p_134807.html)



Hover to zoom

(assets/images/DV905125.jpg)

Devilbiss 905125 | 1.4 mm C797 Uncapped PROLite Pressure Conventional Gun Kit



(mailto:sales@autotoolworld.com)

Devilbiss 905125 | 1.4 mm C797 Uncupped PROLite Pressure Conventional Gun Kit



(/Devilbiss-Automotive-Refinishing_c_9955.html)

Availability:

Part Number: DV905125

UPC: 65870102042

★**WRITE A REVIEW**

♥**ADD TO WISH LIST**

✉**EMAIL A FRIEND**

Your Price: \$690.24

Retail Price:\$743.94

Your Savings:\$53.70(7%)

Quantity

-	1	+
---	---	---

ADD TO CART

Have a question or need a quote? ([mailto:sales@autotoolworld.com?subject=Have%20questions%20or%20need%20a%20quote?&body=Product - Devilbiss 905125 | 1.4 mm C797 Uncupped PROLite Pressure Conventional Gun Kit](mailto:sales@autotoolworld.com?subject=Have%20questions%20or%20need%20a%20quote?&body=Product%20-%20Devilbiss%20905125%20|%201.4%20mm%20C797%20Uncupped%20PROLite%20Pressure%20Conventional%20Gun%20Kit))



FAST SHIPPING

WE OFFER



Like [Sign Up](#) to see what your friends like.

• \$

Low prices.

Price match guarantee

• 📞

In-House Experts.

We know our products

• ↩

Easy Returns.

Quick & Hassle Free

• 📦

Superior Selection.

Extensive product catalog

- Description
- Specifications

Description

Specifications

Order Part Number	DV110274
Item Desc	PRESSURE FEED GUN 1.4*DV905125
MANUFACTURER LONG NAME	Carlisle Fluid Technologies (DeVilbiss Automotive Refinishing)
ADDITIONAL INFORMATION	Fluid Flow 9 to 17 Ounce per Minute
MANUFACTURER PART NUMBER	110274
Product Group Id	DV00
Country of Origin	US
Harmonization Code	84242000
Bin Code	FD262

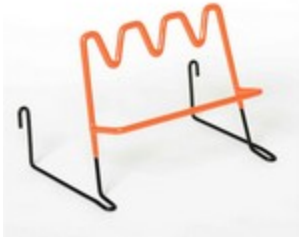
BROWSE SIMILAR ITEMS

[Paints & Finishing \(/Paints-Finishing_c_20443.html\)](/Paints-Finishing_c_20443.html)

[Painting Equipment \(/Painting-Equipment_c_20444.html\)](/Painting-Equipment_c_20444.html)

[Paint Guns \(/Paint-Guns_c_20457.html\)](/Paint-Guns_c_20457.html)

RELATED ITEMS



DeVilbiss 14505 | 2 Gun Paint Gun Rack 803616
(DeVilbiss-14505-2-Gun-Paint-Gun-Rack-
803616_p_312299.html)

\$39.45



DeVilbiss 56921 | Gpg Gravity (Pr10 - 1.8 - 2.0 - Cupped) 905027 (DeVilbiss-56921-Gpg-Gravity-Pr10--18--20--Cupped-905027_p_312351.html)

\$499.72



DeVilbiss 56947 | Gpg Gravity (Gpg2 - 1.3 - 1.5 - 1.8 - Cupped) 905013 (DeVilbiss-56947-Gpg-Gravity-Gpg2--13--15--18--Cupped-905013_p_312369.html)

\$416.42

DEVILBISS

IMAGE COMING SOON

Devilbiss Automotive Refinishing 803533 |
Coverall Premium X-Large - Ea (Devilbiss-
Automotive-Refinishing-803533-Coverall-
Premium-X-Large--Ea_p_336666.html)

\$89.01



Devilbiss Automotive Refinishing 2101-2800-7 |
100?PSI Pressure Converter / Pressure Feed 63
BSS?63 PB (P) (Devilbiss-Automotive-
Refinishing-2101-2800-7-100PSI-Pressure-
Converter-Pressure-Feed-63-BSS63-PB-
P_p_346173.html)

\$494.91



RECENTLY VIEWED ITEMS

TURN HISTORY OFF

[Home \(/\)](#) > [Manufacturers \(/Manufacturers_c_9882.Html\)](#) >

[Devilbiss Automotive Refinishing \(/Devilbiss-Automotive-Refinishing_c_9955.Html\)](#) >

Devilbiss 905125 | 1.4 Mm C797 Uncupped PROLite Pressure Conventional Gun Kit
(https://www.autotoolworld.com/devilbiss-905125-14-mm-c797-uncupped-prolite-pressure-conventional-gun-kit_p_134807.html)

MAILING LIST 

GO

STAY CONNECTED

ONLINE CATALOGUE



We currently stock over 70,000 items and can special order many more, please contact us for details.

AUTOMOTIVE TECHNOLOGY



Coming Soon!

OVER 400 NAME BRANDS



We carry brand name manufactures from KD Tools, Mityvac, Robinair, and Zinko Jacks just to name a few.

SHOP BY CATEGORIES

CATEGORIES

[Abrasives & Adhesives \(/Abrasives-Adhesives_c_12630.html\)](#)

[Equipment \(/Equipment_c_12631.html\)](#)

[Manufacturers List \(/Manufacturers_c_9882.html\)](#)

NEW ARRIVALS

[Items \(/New-Items_c_12888.html\)](#)

ON SALE

[Sale Items](#)

CUSTOMER SERVICE

[Customer Service \(/Customer-Service_ep_45.html\)](/Customer-Service_ep_45.html)

ABOUT STORE

[About Us \(/About-Us_ep_7.html\)](/About-Us_ep_7.html)

TESTIMONIALS

Happy with our purchase. We ordered a sander that was out of stock everywhere else. No complaints. Good pricing. Got it in within a week

PATRICK L.

This is legit online company. Fast delivery service , correct part , excellent prices. I have no complaints what so ever. They were the only company who offered the part I was looking for to repair a tool. I just happened to stumble on to them. I will be shopping here for now on and would highly recommended them to anyone.

ORLANDO SUPPLIES

We have ordered a few times. We've been able to find some items we can't get from our regular supplier. Always great prices.

JOE G

We found auto tool world online. We can't find the supplies we need to go with our spray gun. They had them. Their guns were so inexpensive that we actually ended up buying a new spraygun.

LIZ R

LEGALS

[Legal Info \(/Customer-Service_ep_45.html\)](/Customer-Service_ep_45.html)



STORE LOCATION

2892 Prairie Dr.,
Lewis Center, OH. 43035, US

Phone: 877-570-6295 Ext. 1
sales@autotoolworld.com






(<https://verify.authorize.net/anetseal/?pid=81000e59-0fc3-4289-9610-279b7b3ec0f8&rurl=https://www.autotoolworld.com>)
Accept Credit Cards
(<http://www.authorize.net/>)



CT & 300 Series Tacky Intake Filters



Custom Tacky Series


Product Application

Use in crossdraft applications. The industry favorite, the Custom Tacky[®] is a long-life filter that is a proven performer at a great price.

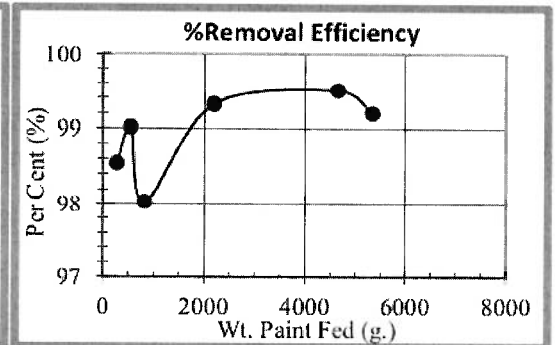
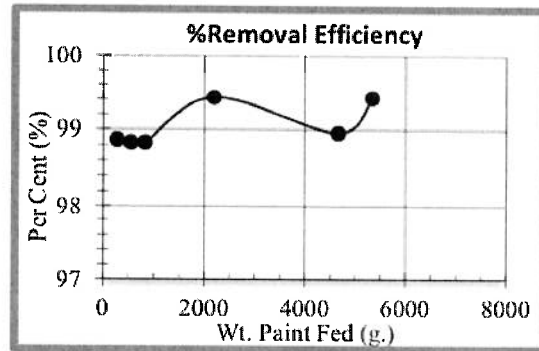

Product Specifications

- 2" blue, 2-ply, self-sealing, tackified polyester media. Panels are heat sealed around steel frame.
- Available in panels, pads, and blankets
- 94% efficient @ 5-10 micron range @ 100fpm.

Item #	Description	Set Qty
CT10	4'x9' Custom Tacky Blanket Filter	2
CT11	2'x9' Custom Tacky Blanket Filter	1
CT12	4.5'x9' Custom Tacky Blanket Filter	2
CT14	4'x13.5' Custom Tacky Blanket Filter	2
CT16	20"x25" Custom Tacky Panel Filter w/ frame	20
CT17	20"x25" Custom Tacky Panel Filter w/o frame	20
CT18	20"x50" Custom Tacky Panel Filter w/ frame	10
CT19	20"x50" Custom Tacky Panel Filter w/o frame	10
CT20	20"x20" Custom Tacky Panel Filter w/ frame	20
CT21	20"x20" Custom Tacky Panel Filter w/o frame	20
CT24	20"x48" Custom Tacky Panel Filter w/ frame	10
CT25	20"x48" Custom Tacky Panel Filter w/o frame	10
CT26	16"x20" Custom Tacky Panel Filter w/ frame	20
CT27	16"x20" Custom Tacky Panel Filter w/o frame	20
CT28	16"x25" Custom Tacky Panel Filter w/ frame	20
CT29	16"x25" Custom Tacky Panel Filter w/o frame	20
CT30	20"x46" Custom Tacky Panel Filter w/ frame	8
CT31	20"x46" Custom Tacky Panel Filter w/o frame	8
CT32	24"x24" Custom Tacky Panel Filter w/ frame	20
CT33	24"x24" Custom Tacky Panel Filter w/o frame	20



Fiberglass Exhaust Filters



GA/PA Series 15 Gram Fiberglass and PA22 Series 22 Gram Fiberglass

Product Application

Our most popular arrestors, ideal for use in most spray booth applications and the most economical option. For use where the user requires a good basic filter and cost is a major consideration. Available in pads and roll sizes listed below. **Compliant with EPA 6H law.**

Product Specifications

- GA/PA 2" green, water resistant, 15 gram fiberglass. PA22 2" Yellow, water resistant, 22 gram fiberglass.
- 98.81% efficient with an average paint holding capacity of 2.22 pounds in a 15 Gram 20"x20" pad.
- 99.03% efficient with an average paint holding capacity of 2.6 pounds in a 22 Gram 20"x20" pad.

Item #	Description	Set Qty	Item #	Description	Set Qty
GA10	20"x20" 15 Gram Fiberglass Arrestor Pads	50	PA403	40.5"x300' 15 Gram Fiberglass Arrestor Roll	1
GA10-100	20"x20" 15 Gram Fiberglass Arrestor Pads	100	PA421	42"x100' 15 Gram Fiberglass Arrestor Roll	1
GA20	20"x25" 15 Gram Fiberglass Arrestor Pads	50	PA423	42"x300' 15 Gram Fiberglass Arrestor Roll	1
GA20-100	20"x25" 15 Gram Fiberglass Arrestor Pads	100	PA451	45"x100' 15 Gram Fiberglass Arrestor Roll	1
GA24	20"x24" 15 Gram Fiberglass Arrestor Pads	50	PA453	45"x300' 15 Gram Fiberglass Arrestor Roll	1
GA24-100	20"x24" 15 Gram Fiberglass Arrestor Pads	100	PA481	48"x100' 15 Gram Fiberglass Arrestor Roll	1
GA26	20"x48" 15 Gram Fiberglass Arrestor Pads	8	PA483	48"x300' 15 Gram Fiberglass Arrestor Roll	1
PA201	20"x100' 15 Gram Fiberglass Arrestor Roll	1	PA601	60"x100' 15 Gram Fiberglass Arrestor Roll	1
PA203	20"x300' 15 Gram Fiberglass Arrestor Roll	1	PA603	60"x300' 15 Gram Fiberglass Arrestor Roll	1
PA221	22"x100' 15 Gram Fiberglass Arrestor Roll	1	PA801	80"x100' 15 Gram Fiberglass Arrestor Roll	1
PA223	22"x300' 15 Gram Fiberglass Arrestor Roll	1	PA803	80"x300' 15 Gram Fiberglass Arrestor Roll	1
PA241	24"x100' 15 Gram Fiberglass Arrestor Roll	1	PA222020	20"x20" 22-Gram Fiberglass Arrestor Pads	50
PA243	24"x300' 15 Gram Fiberglass Arrestor Roll	1	PA222025	20"x25" 22-Gram Fiberglass Arrestor Pads	50
PA251	25"x100' 15 Gram Fiberglass Arrestor Roll	1	PA22203	20"x300' 22-Gram Fiberglass Arrestor Roll	1
PA253	25"x300' 15 Gram Fiberglass Arrestor Roll	1	PA22253	25"x300' 22-Gram Fiberglass Arrestor Roll	1
PA281	28"x100' 15 Gram Fiberglass Arrestor Roll	1	PA22283	28"x300' 22-Gram Fiberglass Arrestor Roll	1
PA283	28"x300' 15 Gram Fiberglass Arrestor Roll	1	PA22303	30"x300' 22-Gram Fiberglass Arrestor Roll	1
PA301	30"x100' 15 Gram Fiberglass Arrestor Roll	1	PA22363	36"x300' 22-Gram Fiberglass Arrestor Roll	1
PA303	30"x300' 15 Gram Fiberglass Arrestor Roll	1	PA22413	41"x300' 22-Gram Fiberglass Arrestor Roll	1
PA321	32"x100' 15 Gram Fiberglass Arrestor Roll	1	PA22453	45"x300' 22-Gram Fiberglass Arrestor Roll	1
PA323	32"x300' 15 Gram Fiberglass Arrestor Roll	1	PA22483	48"x300' 22-Gram Fiberglass Arrestor Roll	1
PA361	36"x100' 15 Gram Fiberglass Arrestor Roll	1	PA22603	60"x300' 22-Gram Fiberglass Arrestor Roll	1
PA363	36"x300' 15 Gram Fiberglass Arrestor Roll	1	PA22843	84"x300' 22-Gram Fiberglass Arrestor Roll	1
PA401	40.5"x100' 15 Gram Fiberglass Arrestor Roll	1			