

Kentucky Champion Tree Registry

A list of the largest trees of each species in Kentucky

Office Use Only:

Tree Index: _____

County: _____

National: _____

Nomination Form

Complete this form, then submit with photos to the address on page 2.

Species common name →
& Latin name (if known)

Tree Species:

Ex.-"City of Kyle" or "John Smith" →

Owner name:

Ex.-"Oak Tree Park" or
"Big Tree Ranch" →

Property name:

Name/title:

Address:

Tree owner/contact information

Phone:

E-mail:

If "yes," skip nominator section →

Is tree owner/contact also the nominator?:

Yes ☐

No ☐

Tree nominator information

Name/title:

Organization:

Address:

Phone:

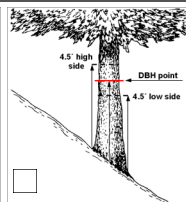
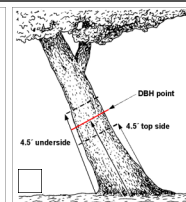
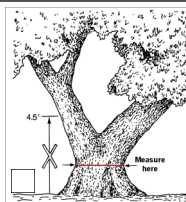
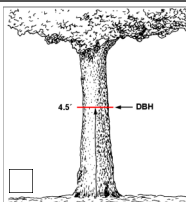
E-mail:

Complete measurement rules are
on the Champion Tree page of the
DOF website: [https://eec.ky.gov/
Natural-Resources/Forestry/ky-
champion-trees/Pages/how-to-
measure-your-champion-tree.aspx](https://eec.ky.gov/Natural-Resources/Forestry/ky-champion-trees/Pages/how-to-measure-your-champion-tree.aspx)

Tree most closely resembles the
following illustration (check one)

Round to next lowest inch or foot
(Ex.— 76.5 in. recorded as 76 in.;
82.7 ft. recorded as 82 ft.)

DBH point:



Circumference:

inches

Crown spread: widest:

feet

Height above ground
where cir. measured:

in. } circle
ft. } one

90° spread:

feet

Total Height:

feet

sum (+):

÷ 2 =

Instrument:

Avg. Crown Spread:

feet

Include name of KDOF forester →

Measured by:

Date:

Champion Tree Nomination Form, Page 2

Kentucky county where tree is located →	County: <input type="text"/>	
Use street address for trees located on residential lots →	Address: <input type="text"/>	
Provide latitude and longitude in decimal degrees format (ex. 38.1417899; -84.7560306) →	Latitude: <input type="text"/> Longitude: <input type="text"/>	GPS notes:
Provide written directions to the tree and a map so the tree can be found by a forester. →	Directions: Tree map:	
Take pictures. →	Tree pictures: <p>TAKE A PICTURE: Starting November 1, 2021, six photographs must be supplied in order to be considered a NATIONAL CHAMPION. Please take the following photographs to the best of your ability.</p> <ul style="list-style-type: none"> • One clear photograph of the entire tree from base to tip with a point of size reference such as a person or object beside the tree or at its middle. • A clear photograph of as much of the tree as possible from each cardinal direction: North, South, East, West • A full length photograph of a person measuring the circumference of the tree. 	
Include any other pertinent information about this tree → Mail or email completed form with photos (and leaf or fruit samples, if necessary) to: Kentucky Champion Tree Registry KY Division of Forestry 300 Sower Blvd., 4th Floor Frankfort, KY 40601 or email to john.baggett@ky.gov	Notes:	