



Kentucky Champion Tree Registry

A list of the largest trees of each species in Kentucky

Office Use Only:

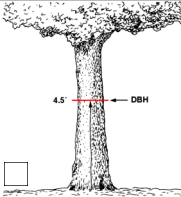
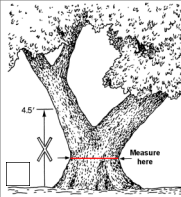
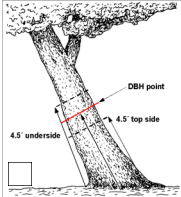
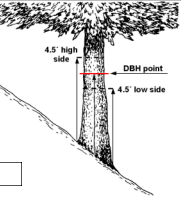
Tree Index: _____

State: _____

National: _____

Nomination Form

Complete this form, then submit with photos to the address on page 2.

<p>Species common name & Latin name (if known) →</p>	<p>Tree Species: _____</p>
<p>Ex.-"City of Kyle" or "John Smith" →</p>	<p>Owner name: _____</p>
<p>Ex.-"Oak Tree Park" or "Big Tree Ranch" →</p>	<p>Property name: _____</p>
<p>Tree owner/contact information</p>	<p>Name/title: _____</p>
	<p>Address: _____</p>
	<p>Phone: _____</p>
	<p>E-mail: _____</p>
<p>If "yes," skip nominator section →</p>	<p>Is tree owner/contact also the nominator?: Yes <input type="checkbox"/> No <input type="checkbox"/></p>
<p>Tree nominator information</p>	<p>Name/title: _____</p>
	<p>Organization: _____</p>
	<p>Address: _____</p>
	<p>Phone: _____</p>
	<p>E-mail: _____</p>
<p>Complete measurement rules are on the Champion Tree page of the DOF website: https://eec.ky.gov/Natural-Resources/Forestry/ky-champion-trees/Pages/how-to-measure-your-champion-tree.aspx</p>	<p>DBH point:    </p>
<p>Tree most closely resembles the following illustration (check one)</p>	<p>Circumference: _____ inches Crown spread: widest: _____ feet</p>
<p>Round to next lowest inch or foot (Ex.— 76.5 in. recorded as 76 in.; 82.7 ft. recorded as 82 ft.)</p>	<p>Height above ground where cir. measured: _____ in. } circle one 90° spread: _____ feet</p>
	<p>Total Height: _____ feet sum (+): _____</p>
	<p>Instrument: _____ Avg. Crown Spread: _____ feet</p>
<p>Include name of KDOF forester →</p>	<p>Measured by: _____</p>
	<p>Date: _____</p>

Champion Tree Nomination Form, Page 2

Kentucky county where tree is located →	County: <input style="width: 90%;" type="text"/>				
Use street address for trees located on residential lots →	Address: <input style="width: 90%;" type="text"/>				
Provide latitude and longitude in decimal degrees format (ex. 38.1417899; -84.7560306) →	<table style="width: 100%; border-collapse: collapse;"> <tr> <td style="width: 60%; padding: 5px;">Latitude: <input style="width: 95%;" type="text"/></td> <td style="width: 40%; padding: 5px;">GPS notes:</td> </tr> <tr> <td style="padding: 5px;">Longitude: <input style="width: 95%;" type="text"/></td> <td></td> </tr> </table>	Latitude: <input style="width: 95%;" type="text"/>	GPS notes:	Longitude: <input style="width: 95%;" type="text"/>	
Latitude: <input style="width: 95%;" type="text"/>	GPS notes:				
Longitude: <input style="width: 95%;" type="text"/>					
Provide written directions to the tree and a map so the tree can be found by a forester. →	Directions: Tree map: <div style="border: 1px solid black; height: 150px; margin-top: 5px;"></div>				
Take pictures. →	<table style="width: 100%; border-collapse: collapse;"> <tr> <td style="width: 20%; padding: 5px; vertical-align: top;">Tree pictures:</td> <td style="padding: 5px;"> <p>TAKE A PICTURE: Starting November 1, 2021, six photographs must be supplied in order to be considered a NATIONAL CHAMPION. Please take the following photographs to the best of your ability.</p> <ul style="list-style-type: none"> One clear photograph of the entire tree from base to tip with a point of size reference such as a person or object beside the tree or at its middle. A clear photograph of as much of the tree as possible from each cardinal direction: North, South, East, West A full length photograph of a person measuring the circumference of the tree. </td> </tr> </table>	Tree pictures:	<p>TAKE A PICTURE: Starting November 1, 2021, six photographs must be supplied in order to be considered a NATIONAL CHAMPION. Please take the following photographs to the best of your ability.</p> <ul style="list-style-type: none"> One clear photograph of the entire tree from base to tip with a point of size reference such as a person or object beside the tree or at its middle. A clear photograph of as much of the tree as possible from each cardinal direction: North, South, East, West A full length photograph of a person measuring the circumference of the tree. 		
Tree pictures:	<p>TAKE A PICTURE: Starting November 1, 2021, six photographs must be supplied in order to be considered a NATIONAL CHAMPION. Please take the following photographs to the best of your ability.</p> <ul style="list-style-type: none"> One clear photograph of the entire tree from base to tip with a point of size reference such as a person or object beside the tree or at its middle. A clear photograph of as much of the tree as possible from each cardinal direction: North, South, East, West A full length photograph of a person measuring the circumference of the tree. 				
Include any other pertinent information about this tree →	Notes: <div style="border: 1px solid black; height: 150px; margin-top: 5px;"></div>				

Mail or email completed form with photos (and leaf or fruit samples, if necessary) to:

Kentucky Champion Tree Registry
 KY Division of Forestry
 300 Sower Blvd., 4th Floor
 Frankfort, KY 40601 or email to

JenniferL.Turner@KY.GOV